

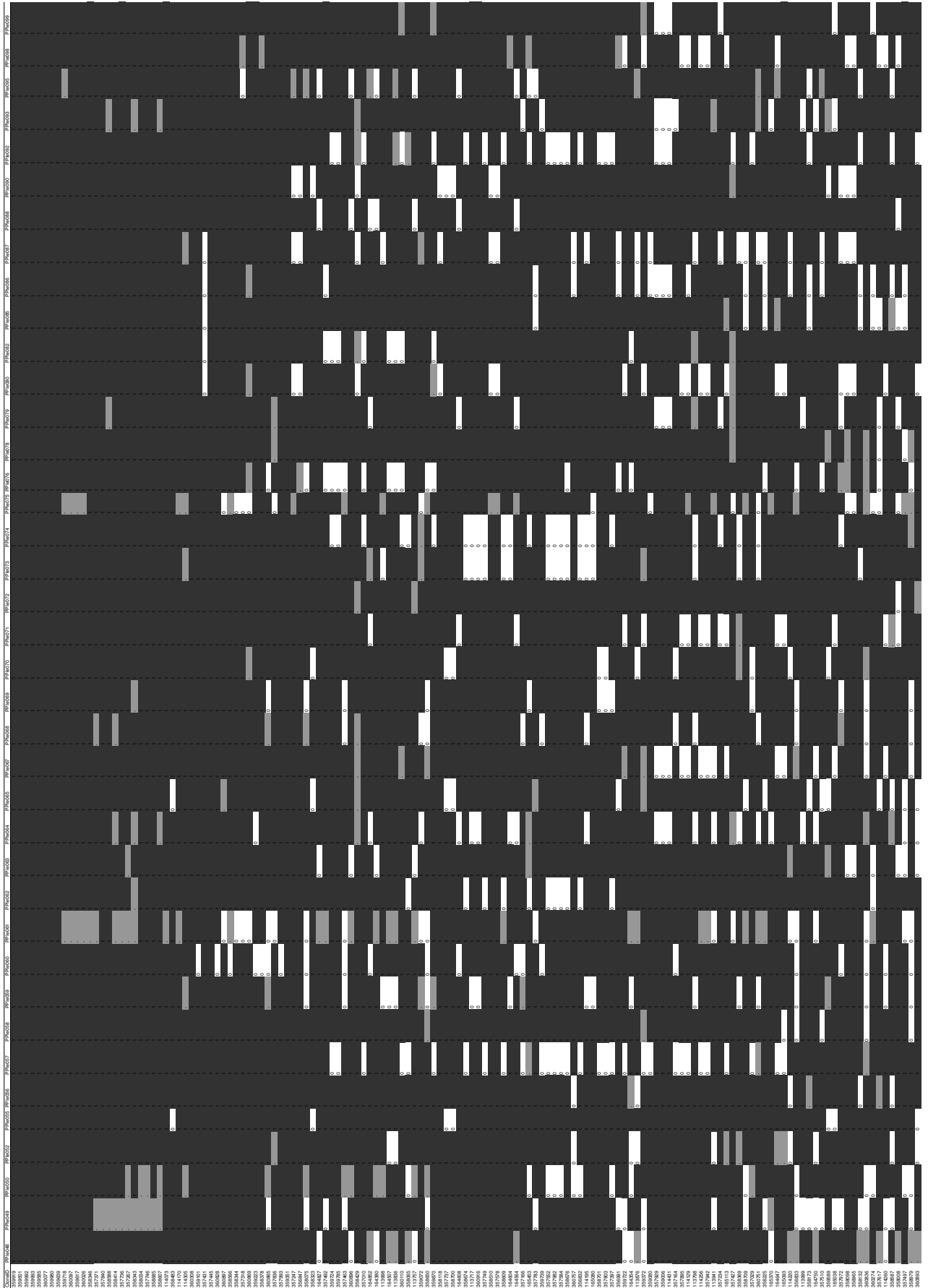
Supplementary data:


The first genetic map of pigeon pea based on diversity arrays technology (DArT) markers


Shi Ying Yang, Rachit K. Saxena, Pawan L. Kulwal, Gavin J. Ash, Anuja Dubey, John D. I. Harper, Hari D. Upadhyaya, Ragini Gothwal, Andrzej Kilian and Rajeev K. Varshney


J. Genet. **90**, 103–109

(Supplementary table starts next page)









Dark shaded cells with 1 represent presence of the DArT locus (presence allele); Light shaded cells with – represent missing data; and unshaded cells with 0 represent absence of DArT locus (absence allele).