

'Nano-Cubes over Nano-Spheres': Shape dependent study of silver nanomaterial for biological applications

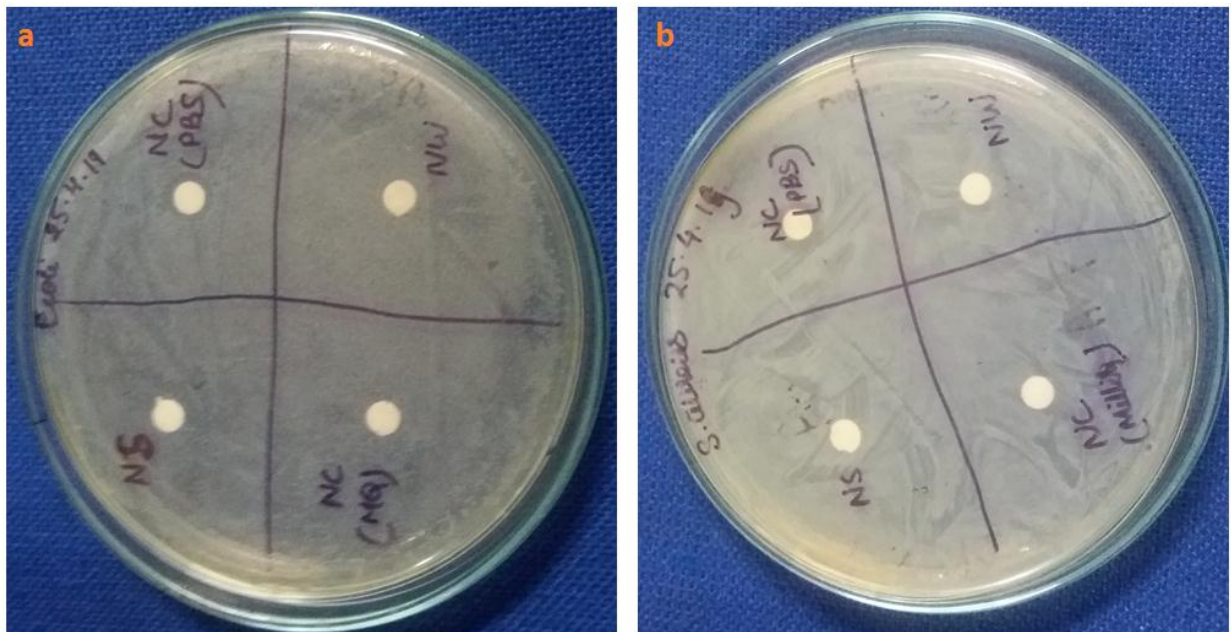
Neha Agrawal^{a*}, Priyanka Mishra^b, Rahul Ranjan^a, Punam Awasthi^c, Alok Srivastava^c, Deepti Prasad^a, Ekta Kohli^{a**}

^a Department of Neurobiology, DIPAS, DRDO, Timarpur, Delhi, India

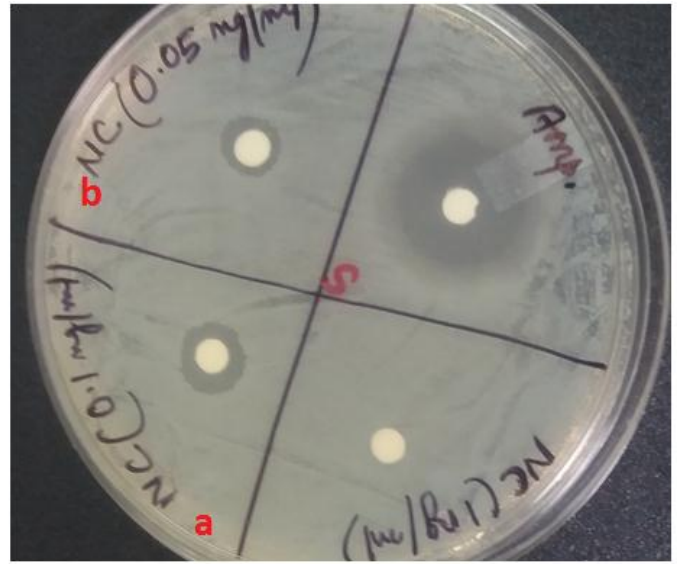
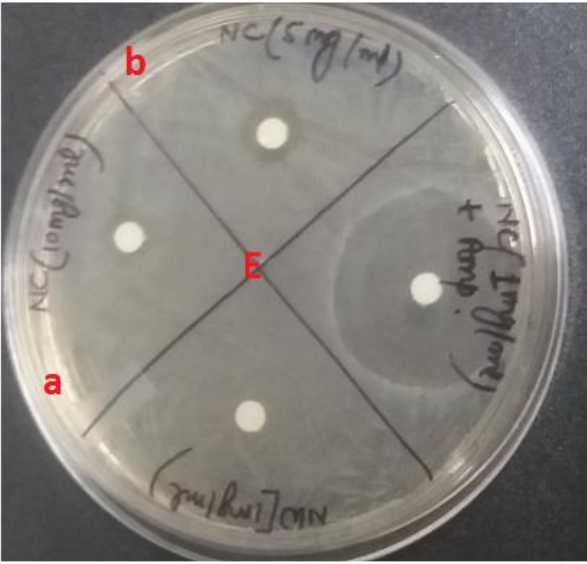
^b Department of Immunomodulation, DIPAS, DRDO, Timarpur, Delhi, India

^c Directorate of Nanotechnology, DMSRDE, DRDO, GT Road, Kanpur, India

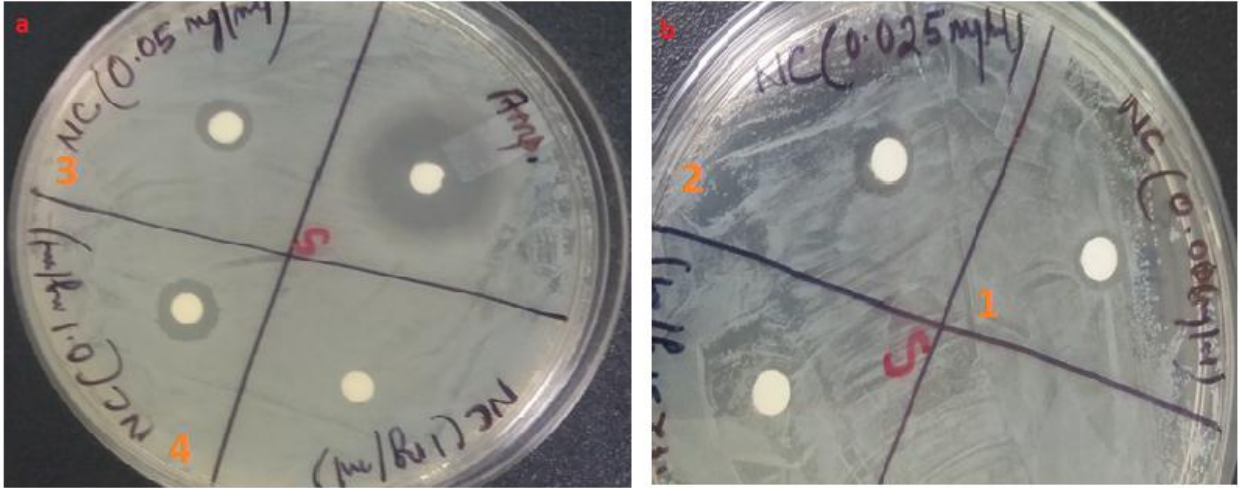
Corresponding Authors: *neha87bhu@gmail.com
**ektakohli@hotmail.com



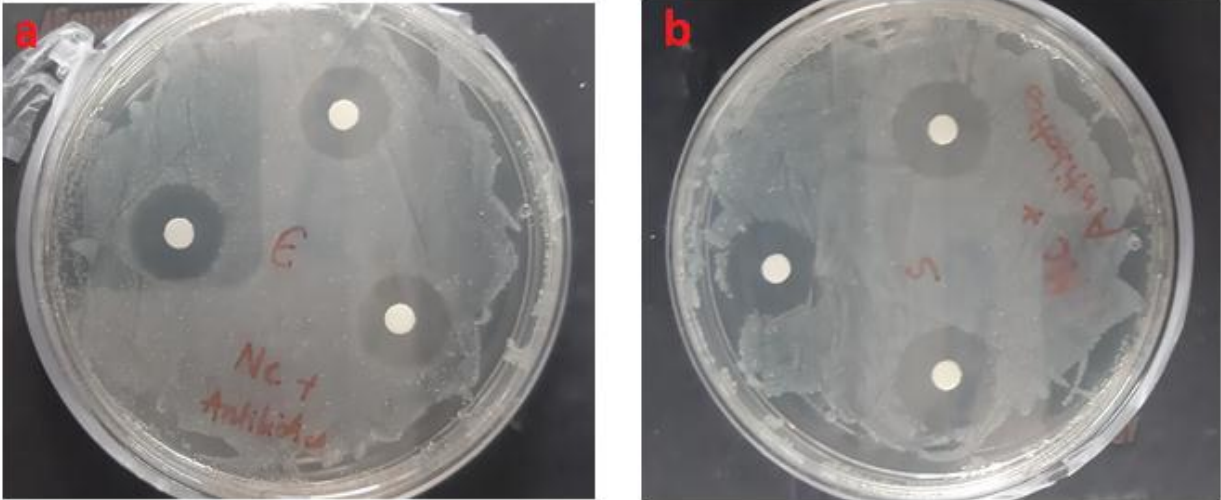
ESM 1: Comparison of Anti-bacterial activity of different shapes of AgNMs at a concentration of 0.025mg/mL: a) *E.coli* b) *S. aureus*



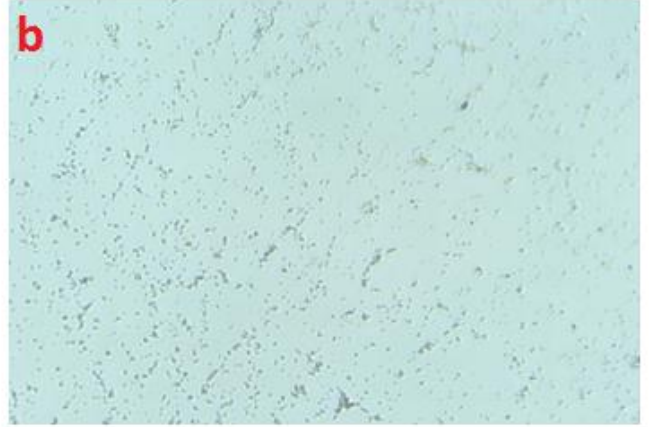

ESM 2: Concentration effect of AgNCs on anti-bacterial effect: a) 0.1mg/mL b) 0.05mg/mL for *E. Coli* (denoted by E) and *S. Aureus* (denoted by S)



ESM 3: Concentration effect of AgNCs on *S. aureus*: 1) 0.00625mg/mL ; 2) 0.025mg/mL; 3) 0.05mg/mL; 4) 0.1mg/mL



ESM 4: Synergistic effect of lowest concentration of Ampicillin (0.0625mg/mL) with lowest concentration of AgNCs(0.00625mg/mL) a) E.Coli; b) S. Aureus



ESM 5: Stained Biofilm : a) Control without AgNCs ; b) Disrupted biofilm due to AgNCs