




Thermodynamics properties of diatomic molecules with general molecular potential

AKPAN N IKOT¹^{*}, E O CHUKWUOCHA¹, M C ONYEAJU¹, C A ONATE², B I ITA³
and M E UDOH¹

¹Theoretical Physics Group, Department of Physics, University of Port Harcourt, Port Harcourt, Nigeria

²Department of Physical Sciences, Landmark University, Omu-Aran, Nigeria

³Department of Chemistry, University of Calabar, Calabar, Nigeria

^{*}Corresponding author. E-mail: ndemikotphysics@gmail.com

MS received 23 August 2017; revised 15 September 2017; accepted 19 September 2017;
published online 10 January 2018

Abstract. In this paper, the energy spectra of the general molecular potential are obtained using the asymptotic iteration method within the framework of non-relativistic quantum mechanics. With the energy spectrum obtained, the vibrational partition function is calculated in a closed form and is used to obtain an expression for other thermodynamic functions such as vibrational mean energy U , vibrational mean free energy F , vibrational entropy S and vibrational specific heat capacity C . These thermodynamic functions are studied for the electronic state $X^1\Sigma_g^+$ of K_2 diatomic molecules.

Keywords. Asymptotic iteration method; diatomic molecules; general molecular potential; partition function.

PACS Nos 03.65.Ge; 03.65.Ca

1. Introduction

The central point of studying the thermodynamics properties of a given system is to calculate its partition function. The partition function, which is a function of temperature, is usually regarded as the distribution function and if it is known, other thermodynamics properties can be obtained from it. The vibrational partition function of diatomic molecules for certain potential models can easily be obtained by calculating the rotation–vibrational energy levels of the system whose applications are widely used in statistical mechanics and molecular physics [1,2]. Strekalov [3] obtained a closed form expression for the partition function for Morse oscillators. The Morse oscillator has been identified as the simplest and the most realistic oscillator model that has many applications in the description of vibrational state of diatomic molecules [4]. A simple analytic formula for the partition function has been derived by Strekalov [5]. Maximum numbers of vibrational and rotational states are needed to evaluate the partition function for the vibrational and rotational states of diatomic molecules [6]. The resulting partition function had been reported to have been

used to calculate the thermodynamic properties of partially ionised and dissociated gas of stellar atmosphere [7]. Recently, Song *et al* [8] studied the thermodynamic properties of sodium dimer with Rosen–Morse potential and Jia *et al* [9] investigated the thermodynamic properties of lithium dimer with improved Manning–Rosen potential model. In another development, Jia *et al* [10] obtained the partition function for improved Tietz oscillators. Different mathematical techniques have been employed by many researchers in evaluating partition function such as Poisson summation formula [11], commulant expansion method [12], standard method [13] and Wigner–Kirkwood formulation [14]. Motivated by the recent achievement in the determination of the thermodynamic properties of some diatomic molecules, we shall attempt to obtain the rotation–vibrational energy spectrum for the general potential model using asymptotic iteration method (AIM) [15] and use the result to obtain a closed form expression for the partition function which we shall use in calculating other thermodynamic properties of the diatomic molecules.

The general molecular potential (GMP) model is given by [16]

$$V(r) = \frac{A - Be^{-\alpha(r-r_e)} + \tilde{q} (C - De^{-\alpha(r-r_e)})^2}{(1 - qe^{-\alpha(r-r_e)})^2}, \quad (1)$$

where A, B, C, α are adjustable potential parameters, \tilde{q}, q are dimensionless parameters and r_e is the equilibrium bond length. To the best of our knowledge, no one has reported the thermodynamic properties of GMP.

2. Ro-vibrational energy spectrum

The radial Schrödinger equation is defined as [17]

$$\frac{d^2\psi(r)}{dr^2} + \frac{2\mu}{\hbar^2} \left(E - V(r) - \frac{J(J+1)\hbar^2}{2\mu r^2} \right) \psi(r) = 0, \quad (2)$$

where μ is the reduced mass, E is the ro-vibrational energy, \hbar is the reduced Planck's constant and J is the rotational quantum number. Substituting eq. (1) into eq. (2) yields,

$$\begin{aligned} &\frac{d^2\psi(r)}{dr^2} + \frac{2\mu}{\hbar^2} \\ &\times \left(E - \frac{A - Be^{-\alpha(r-r_e)} + \tilde{q} (C - De^{-\alpha(r-r_e)})^2}{(1 - qe^{-\alpha(r-r_e)})^2} \right. \\ &\left. - \frac{J(J+1)\hbar^2}{2\mu r^2} \right) \psi(r) = 0. \end{aligned} \quad (3)$$

In order to solve eq. (3), we invoke the following approximation for the centrifugal term r^{-2} as [18]

$$\frac{1}{r^2} \approx D_0 + \frac{D_1}{1 - qe^{-\alpha(r-r_e)}} + \frac{D_2}{(1 - qe^{-\alpha(r-r_e)})^2}, \quad (4)$$

where

$$\begin{aligned} D_0 &= \frac{(3 - \alpha r_e) - 2(3 + \alpha r_e)q + (3 + 3\alpha r_e + \alpha^2 r_e^2)q^2}{\alpha^2 q^2 r_e^4}, \\ D_1 &= \frac{2(q - 1)^2 (-3 + \alpha r_e + 3q + 2\alpha q r_e)}{\alpha^2 q^2 r_e^4}, \\ D_2 &= \frac{(q - 1)^3 [3(q - 1) + (q + 1)\alpha r_e]}{\alpha^2 q^2 r_e^4}. \end{aligned} \quad (5)$$

In order to solve eq. (3) with the AIM, then we must transform eq. (3) into the form [15]

$$y''(x) = \lambda_0(x)y'(x) + s_0(x)y(x). \quad (6)$$

To do this, we make a coordinate transformation $z = qe^{-\alpha(r-r_e)}$ and this transform eq. (3) into the following equation:

$$\begin{aligned} &z(1 - z)\psi''(z) + (1 - z)\psi'(z) \\ &+ \frac{1}{z(1 - z)} \{ \gamma_1 z^2 + \gamma_2 z + \gamma_3 \} \psi(z) = 0, \end{aligned} \quad (7)$$

where

$$\begin{aligned} \gamma_1 &= \frac{2\mu E}{\hbar^2 \alpha^2} - \frac{J(J+1)D_0}{\alpha^2} - \frac{2\mu D^2 \tilde{q}}{\hbar^2 \alpha^2 q^2}, \\ \gamma_2 &= -\frac{4\mu E}{\hbar^2 \alpha^2} + \frac{2J(J+1)D_0}{\alpha^2} + \frac{J(J+1)D_1}{\alpha^2} \\ &\quad + \frac{2\mu B}{\hbar^2 q^2 \alpha^2} + \frac{4\mu C D \tilde{q}}{\hbar^2 \alpha^2 q^2}, \\ \gamma_3 &= \frac{2\mu E}{\hbar^2 \alpha^2} - \frac{J(J+1)D_0}{\alpha^2} - \frac{J(J+1)D_1}{\alpha^2} \\ &\quad - \frac{J(J+1)D_2}{\alpha^2} - \frac{2\mu A}{\hbar^2 \alpha^2} - \frac{2\mu \tilde{q} C^2}{\hbar^2 \alpha^2}. \end{aligned} \quad (8)$$

A close inspection of eq. (7) shows that it has two singular points at $z = 0$ and $z = 1$. Thus, we can write the solution of eq. (7) as

$$\psi(z) = z^\mu (1 - z)^\sigma f(z). \quad (9)$$

Substituting eq. (9) into eq. (7), we obtain

$$\begin{aligned} f''(z) &= \frac{(2\mu + 2\sigma + 1)z - (1 + 2\mu)}{z(1 - z)} f'(z) \\ &\quad + \frac{(\sigma^2 + 2\mu\sigma + \gamma_1 - \gamma_3)}{z(1 - z)} f(z), \end{aligned} \quad (10)$$

where

$$\begin{aligned} \mu &= i\sqrt{\gamma_3}, \\ \sigma &= \frac{1}{2} + \sqrt{\frac{1}{4} - (\gamma_1 + \gamma_2 + \gamma_3)}. \end{aligned} \quad (11)$$

Now comparing eqs (10) and (6), we get the values of $\lambda_0(z)$ and $s_0(z)$ as follows:

$$\begin{aligned} \lambda_0(z) &= \frac{(1 + 2\mu + 2\sigma)z - (1 + 2\mu)}{z(1 - z)} \\ s_0(z) &= \frac{(\sigma^2 + 2\mu\sigma + \gamma_1 - \gamma_3)}{z(1 - z)}. \end{aligned} \quad (12)$$

The corresponding ro-vibrational energy spectrum is calculated by means of the quantisation condition [15]. With these, we obtain

$$\begin{aligned} s_0\lambda_1 - s_1\lambda_0 = 0 &\Rightarrow \mu_0 = -\frac{1}{2} \left(\frac{\gamma_1 - \gamma_3 + \sigma^2}{\sigma} \right), \\ s_1\lambda_2 - s_2\lambda_1 = 0 &\Rightarrow \mu_1 \\ &= -\frac{1}{2} \left(\frac{\gamma_1 - \gamma_3 + \sigma^2 + 2\sigma + 1}{\sigma + 1} \right), \\ s_2\lambda_3 - s_3\lambda_2 = 0 &\Rightarrow \mu_2 \\ &= -\frac{1}{2} \left(\frac{\gamma_1 - \gamma_3 + \sigma^2 + 4\sigma + 4}{\sigma + 2} \right) \end{aligned} \quad (13)$$

and generally for arbitrary n , we have

$$\mu_n = \left(\frac{\gamma_3 - \gamma_1}{2(\nu + \sigma)} - \frac{\nu + \sigma}{2} \right), \quad (14)$$

where ν is the vibrational quantum number.

Using eqs (8) and (11), we obtain the ro-vibrational energy spectrum for the GMP as

$$E_{nl} = -\frac{\hbar^2 \alpha^2}{2\mu} \left(\frac{Q_1}{2(\nu + \sigma)} + \frac{\nu + \sigma}{2} \right)^2 + Q_2, \quad (15)$$

where

$$Q_1 = \frac{J(J+1)(D_1 + D_2)}{\alpha^2} + \frac{2\mu}{\hbar^2 \alpha^2} \left(\frac{\tilde{q}D}{q^2} + A + \tilde{q}C^2 \right),$$

$$Q_2 = \frac{J(J+1)\hbar^2}{2\mu} (D_0 + D_1 + D_2) + (A + \tilde{q}C^2). \quad (16)$$

3. Partition function and thermodynamic properties

The total contribution of the bound state to the ro-vibrational partition function of a diatomic molecule at temperature T can be written as

$$Z(\beta) = \sum_{\nu=0}^{\nu_{\max}} e^{-\beta E_{\nu,J}}, \quad (17)$$

where $\beta = (k_B T)^{-1}$ with k_B being the Boltzmann constant and $E_{\nu,J}$ is the rotation–vibrational energy of the ν th bound state. Substituting eq. (16) into eq. (17) gives

$$Z(\beta) = \sum_{\nu=0}^{\nu_{\max}} e^{-\beta \left[Q_2 - \frac{\hbar^2 \alpha^2}{2\mu} \left(\frac{Q_1}{2(\nu + \sigma)} + \frac{\nu + \sigma}{2} \right)^2 \right]}, \quad (18)$$

where

$$\nu_{\max} = \sqrt{Q_1} - \frac{1}{2} \left(1 + \sqrt{1 - 4(\gamma_1 + \gamma_2 + \gamma_3)} \right). \quad (19)$$

In order to evaluate partition function, we write the Poisson summation formula as [3,5,11],

$$\sum_{\nu=0}^{\nu_{\max}} f(n) = \frac{1}{2} [f(0) - f(\nu_{\max} + 1)] + \sum_{m=-\infty}^{\infty} \int_0^{\nu_{\max}+1} f(x) e^{-i2\pi mx} dx. \quad (20)$$

However, for the lowest order approximation, the Poisson summation formula becomes [3,5,11]

$$\sum_{\nu=0}^{\nu_{\max}} f(n) = \frac{1}{2} [f(0) - f(\nu_{\max} + 1)] + \int_0^{\nu_{\max}+1} f(x) dx. \quad (21)$$

Applying eq. (21) for the partition function of eq. (18), we get

$$Z(\beta) = \frac{1}{2} \left[e^{-\beta(Q_2 - p_1 p_2^2)} - e^{-\beta(Q_2 - p_1 p_3^2)} + \int_0^{\nu_{\max}} \left(e^{-a\beta - \frac{b\beta}{\rho^2} - c\beta\rho^2} \right) d\rho \right] \quad (22)$$

where

$$p_1 = \frac{\hbar^2 \alpha^2}{2\mu}, \quad p_2 = \left(\frac{Q_1}{2\nu_{\max}} + \frac{\nu_{\max}}{2} \right),$$

$$p_3 = \left(\frac{Q_1}{2(\nu_{\max} + 1 + \sigma)} + \frac{(\nu_{\max} + 1 + \sigma)}{2} \right),$$

$$\rho = x + \sigma, \quad a = \frac{\hbar^2 \alpha^2 Q_1^2}{4\mu} - Q_2,$$

$$b = \frac{\hbar^2 \alpha^2 Q_1^2}{8\mu}, \quad c = \frac{\hbar^2 \alpha^2}{4\mu}. \quad (23)$$

Evaluating the integral in eq. (22), we obtain the ro-vibrational partition function for the diatomic molecules with GMP model as

$$Z(\beta) = \frac{1}{2} \left[e^{-\beta(Q_2 - p_1 p_2^2)} - e^{-\beta(Q_2 - p_1 p_3^2)} + e^{-c\beta\rho^2 - a\beta} \sqrt{b\beta} \left(\frac{2\nu_{\max} e^{-\frac{b\beta}{2\nu_{\max}}}}{\sqrt{b\beta}} + \frac{2\sqrt{b\pi\beta} \operatorname{erf}\left(\frac{\sqrt{b\beta}}{\nu_{\max}}\right)}{\sqrt{b\beta}} - 2\sqrt{\pi} \right) \right], \quad (24)$$

where $\operatorname{erfi}(x)$ is the imaginary error function defined as [8,9]

$$\operatorname{erfi}(x) = -i \operatorname{erf}(ix) = \frac{2}{\sqrt{\pi}} \int_0^x e^{t^2} dt \quad (25)$$

and $\operatorname{erf}(x)$ denotes the error function which is a special function of the sigmoid shape [8,9]. In Maple software the imaginary error function is given as $\operatorname{erfi}(x)$ and can be used in many numerical calculations.

We have plotted in figure 1a, the exact and semiclassical partition functions as a function of temperature. Also, we have plotted the exact, semiclassical partition including zero temperature in figure 1b. As shown in figure 1a, the semiclassical partition function is very close to the exact partition function. It deviates from exact partition function as the temperature increases. Similarly,

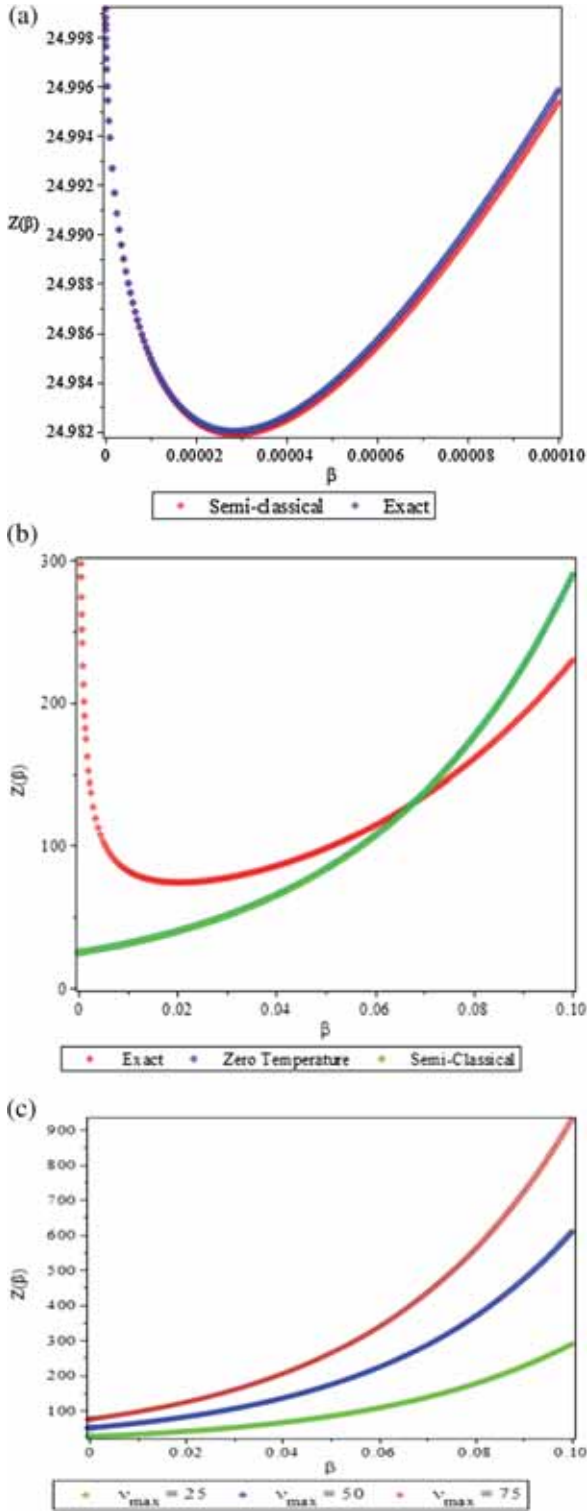


Figure 1. (a) Plot of the exact partition function (eq. (18)) and the semiclassical partition function (eq. (22)) as a function of β at $\nu_{\max} = 25$, (b) plot of the exact partition function (eq. (18)) and the semiclassical partition function (eq. (22)) as a function of β at zero temperature and at $\nu_{\max} = 25$ and (c) vibrational partition function Z as a function of β for different ν_{\max} .

as shown in figure 1b the semiclassical partition function deviates from the exact partition function and it is approximately the same at zero temperature.

With the help of the vibrational partition function of eq. (24), we can determine the thermodynamic properties for the potential model as follows:

(1) The vibrational mean energy U

$$\begin{aligned}
 U(\beta) &= -\frac{\partial \ln Z(\beta)}{\partial \beta} \\
 &= -\left(\frac{1}{2} e^{-c\rho^2\beta - a\beta} \sqrt{\beta b} \left(\frac{2\nu_{\max} e^{-\frac{\beta b}{\nu_{\max}^2}}}{\sqrt{\beta b}} \right. \right. \\
 &\quad \left. \left. + \frac{2\sqrt{\beta b} \operatorname{erf}\left(\frac{\sqrt{\beta b}}{\nu_{\max}}\right)}{\sqrt{\beta b}} - 2\sqrt{\pi} \right) \right. \\
 &\quad \left. + \frac{1}{2} \left[e^{-\beta(Q_2 - p_1 p_2^2)} - e^{-\beta(Q_2 - p_1 p_3^2)} \right] \right)^{-1} \\
 &\quad \times [\Sigma_1 + \Sigma_2], \tag{26}
 \end{aligned}$$

where

$$\begin{aligned}
 \Sigma_1 &= -\frac{1}{2} (c\rho^2 + a) e^{-c\rho^2\beta - a\beta} \sqrt{\beta b} \left(\frac{2\nu_{\max} e^{-\frac{\beta b}{\nu_{\max}^2}}}{\sqrt{\beta b}} \right. \\
 &\quad \left. + \frac{2\sqrt{\pi\beta b} \operatorname{erf}\left(\frac{\sqrt{\beta b}}{\nu_{\max}}\right)}{\sqrt{\beta b}} - 2\sqrt{\pi} \right) \\
 &\quad + \frac{1}{4} e^{-c\rho^2\beta - a\beta} \sqrt{\beta b} \left(\frac{2\nu_{\max} e^{-\frac{\beta b}{\nu_{\max}^2}}}{\sqrt{\beta b}} \right. \\
 &\quad \left. + \frac{2\sqrt{\pi\beta b} \operatorname{erf}\left(\frac{\sqrt{\beta b}}{\nu_{\max}}\right)}{\sqrt{\beta b}} - 2\sqrt{\pi} \right) B, \tag{27}
 \end{aligned}$$

$$\begin{aligned}
 \Sigma_2 &= \frac{1}{2} e^{-c\rho^2\beta - a\beta} \sqrt{\beta b} \left(\frac{-\nu_{\max} e^{-\frac{\beta b}{\nu_{\max}^2}} b}{(b\beta)^{\frac{3}{2}}} \right. \\
 &\quad \left. - \frac{b^{\frac{3}{2}} \sqrt{\pi} \operatorname{erf}\left(\frac{\sqrt{\beta b}}{\nu_{\max}}\right)}{(b\beta)^{\frac{3}{2}}} + \frac{\sqrt{\beta b} \operatorname{erf}\left(\frac{\sqrt{\beta b}}{\nu_{\max}}\right)}{\sqrt{\beta b}} \right. \\
 &\quad \left. - 2\sqrt{\pi} \right) + \frac{1}{2} \left(e^{-\beta(Q_2 - p_1 p_2^2)} - e^{-\beta(Q_2 - p_1 p_3^2)} \right). \tag{28}
 \end{aligned}$$

(2) Vibrational mean free energy F

$$F = -\frac{1}{\beta} \ln Z(\beta) = -\frac{1}{\beta} \ln \left(\frac{1}{2} \left[e^{-\beta(Q_2 - p_1 p_2^2)} - e^{-\beta(Q_2 - p_1 p_3^2)} + e^{-\beta c \rho^2 - a \beta} \sqrt{b \beta} \left(\frac{2 \nu_{\max} e^{-\frac{b \beta}{\nu_{\max}^2}}}{\sqrt{b \beta}} + \frac{2 \sqrt{b \pi} \beta \operatorname{erf}\left(\frac{\sqrt{b \beta}}{\nu_{\max}}\right)}{\sqrt{b \beta}} - 2 \sqrt{\pi} \right) \right] \right). \quad (29)$$

(3) Vibrational specific heat capacity C

$$C = \frac{\partial U}{\partial T} = -k \beta^2 \frac{\partial U(\beta)}{\partial \beta} = -k \beta^2 \frac{1}{\Gamma} \left(\frac{\Upsilon}{\Pi} \right) \quad (30)$$

where

$$\Gamma = \left(\frac{1}{2} e^{-\beta c \rho^2 - a \beta} \sqrt{b \beta} \left(\frac{2 \nu_{\max} e^{-\frac{b \beta}{\nu_{\max}^2}}}{\sqrt{b \beta}} + \frac{2 \sqrt{\pi} b \beta \operatorname{erf}\left(\frac{\sqrt{b \beta}}{\nu_{\max}}\right)}{\sqrt{b \beta}} - 2 \sqrt{\pi} \right) + \frac{1}{2} e^{-\beta(Q_2 - p_1 p_2^2)} - \frac{1}{2} e^{-\beta(Q_2 - p_1 p_3^2)} \right)^2, \quad (31)$$

$$\Pi = \left(\frac{1}{2} e^{-\beta c \rho^2 - a \beta} \sqrt{b \beta} \left(\frac{2 \nu_{\max} e^{-\frac{b \beta}{\nu_{\max}^2}}}{\sqrt{b \beta}} + \frac{2 \sqrt{\pi} b \beta \operatorname{erf}\left(\frac{\sqrt{b \beta}}{\nu_{\max}}\right)}{\sqrt{b \beta}} - 2 \sqrt{\pi} \right) + \frac{1}{2} e^{-\beta(Q_2 - p_1 p_2^2)} - \frac{1}{2} e^{-\beta(Q_2 - p_1 p_3^2)} \right) \left(\frac{1}{2} (-c \rho^2 - a) e^{-\beta c \rho^2 - a \beta} \sqrt{b \beta} \left(\frac{2 \nu_{\max} e^{-\frac{b \beta}{\nu_{\max}^2}}}{\sqrt{b \beta}} + \frac{2 \sqrt{\pi} b \beta \operatorname{erf}\left(\frac{\sqrt{b \beta}}{\nu_{\max}}\right)}{\sqrt{b \beta}} - 2 \sqrt{\pi} \right) + \frac{1}{4} \frac{e^{-\beta c \rho^2 - a \beta}}{\sqrt{b \beta}} \left(\frac{2 \nu_{\max} e^{-\frac{b \beta}{\nu_{\max}^2}}}{\sqrt{b \beta}} + \frac{2 \sqrt{\pi} b \beta \operatorname{erf}\left(\frac{\sqrt{b \beta}}{\nu_{\max}}\right)}{\sqrt{b \beta}} - 2 \sqrt{\pi} \right) b + \frac{1}{2} e^{-\beta c \rho^2 - a \beta} \sqrt{b \beta} \left(\frac{-2 b e^{-\frac{b \beta}{\nu_{\max}^2}}}{\nu_{\max} \sqrt{b \beta}} - \frac{\nu_{\max} b e^{-\frac{b \beta}{\nu_{\max}^2}}}{(b \beta)^{\frac{3}{2}}} + \frac{\sqrt{\pi} b \beta \operatorname{erf}\left(\frac{\sqrt{b \beta}}{\nu_{\max}}\right)}{\beta \sqrt{b}} - \frac{b \sqrt{\pi} b \beta \operatorname{erf}\left(\frac{\sqrt{b \beta}}{\nu_{\max}}\right)}{(b \beta)^{\frac{3}{2}}} \right) + \frac{2 b e^{-\frac{b \beta}{\nu_{\max}^2}}}{\nu_{\max} \sqrt{b \beta}} \right) + \frac{1}{2} e^{-\beta(Q_2 - p_1 p_2^2)} - \frac{1}{2} e^{-\beta(Q_2 - p_1 p_3^2)} \right)^2, \quad (32)$$

$$\Upsilon = \left(\frac{1}{2} (-c \rho^2 - a)^2 e^{-\beta c \rho^2 - a \beta} \sqrt{b \beta} \left(\frac{2 \nu_{\max} e^{-\frac{b \beta}{\nu_{\max}^2}}}{\sqrt{b \beta}} + \frac{2 \sqrt{\pi} b \beta \operatorname{erf}\left(\frac{\sqrt{b \beta}}{\nu_{\max}}\right)}{\sqrt{b \beta}} - 2 \sqrt{\pi} \right) + \frac{1}{2} \frac{(-c \rho^2 - a) e^{-\beta c \rho^2 - a \beta}}{\sqrt{b \beta}} \left(\frac{2 \nu_{\max} e^{-\frac{b \beta}{\nu_{\max}^2}}}{\sqrt{b \beta}} + \frac{2 \sqrt{\pi} b \beta \operatorname{erf}\left(\frac{\sqrt{b \beta}}{\nu_{\max}}\right)}{\sqrt{b \beta}} - 2 \sqrt{\pi} \right) b + \frac{\sqrt{b \beta} \operatorname{erf}\left(\frac{\sqrt{b \beta}}{\nu_{\max}}\right)}{\beta \sqrt{b}} + \frac{2 b e^{-\frac{b \beta}{\nu_{\max}^2}}}{\nu_{\max} \sqrt{b \beta}} - \frac{\sqrt{\pi} b \beta \operatorname{erf}\left(\frac{\sqrt{b \beta}}{\nu_{\max}}\right) b}{(b \beta)^{\frac{3}{2}}} + (-c \rho^2 - a) e^{-\beta c \rho^2 - a \beta} \sqrt{b \beta} \times \left(\frac{-2 b e^{-\frac{b \beta}{\nu_{\max}^2}}}{\sqrt{b \beta}} - \frac{\nu_{\max} b e^{-\frac{b \beta}{\nu_{\max}^2}}}{(b \beta)^{\frac{3}{2}}} \right) - \frac{1}{8} \frac{e^{-\beta c \rho^2 - a \beta}}{(b \beta)^{\frac{3}{2}}} \left(\frac{2 \nu_{\max} e^{-\frac{b \beta}{\nu_{\max}^2}}}{\sqrt{b \beta}} + \frac{2 \sqrt{b \pi} \beta \operatorname{erf}\left(\frac{\sqrt{b \beta}}{\nu_{\max}}\right)}{\sqrt{b \beta}} - 2 \sqrt{\pi} \right) b^2 + \frac{1}{2} \frac{e^{-\beta c \rho^2 - a \beta}}{\sqrt{b \beta}} \left(\frac{-2 b e^{-\frac{b \beta}{\nu_{\max}^2}}}{\nu_{\max} \sqrt{b \beta}} - \frac{2 \nu_{\max} b e^{-\frac{b \beta}{\nu_{\max}^2}}}{(b \beta)^{\frac{3}{2}}} \right) \right)$$

$$\begin{aligned}
 & + \frac{\sqrt{b\pi}\beta\text{erf}\left(\frac{\sqrt{b\beta}}{v_{\max}}\right)}{\beta\sqrt{b}} + \frac{2be^{-\frac{b\beta}{v_{\max}^2}}}{v_{\max}\sqrt{b\beta}} - \frac{\sqrt{b\pi}\beta\text{erf}\left(\frac{\sqrt{b\beta}}{v_{\max}}\right)b}{(b\beta)^{\frac{3}{2}}} - 2\sqrt{\pi} \Big) b \\
 & + \frac{1}{2}e^{-\beta c\rho^2 - a\beta}\sqrt{b\beta} \left(\frac{2b^2e^{-\frac{b\beta}{v_{\max}^2}}}{v_{\max}^3\sqrt{b\beta}} + \frac{2b^2e^{-\frac{b\beta}{v_{\max}^2}}}{v_{\max}(b\beta)^{\frac{3}{2}}} - \frac{1}{2}\frac{\sqrt{b\beta}\text{erf}\left(\frac{\sqrt{b\beta}}{v_{\max}}\right)}{\beta^{\frac{3}{2}}\sqrt{b\beta}} + \frac{3}{2}\frac{v_{\max}b^2e^{-\frac{b\beta}{v_{\max}^2}}}{(b\beta)^{\frac{5}{2}}} \right. \\
 & \left. - \frac{\sqrt{b\pi}\text{erf}\left(\frac{\sqrt{b\beta}}{v_{\max}}\right)b}{\sqrt{\beta}(b\beta)^{\frac{3}{2}}} + \frac{be^{-\frac{b\beta}{v_{\max}^2}}}{\beta v_{\max}(b\beta)^{\frac{1}{2}}} - \frac{2b^{\frac{5}{2}}e^{-\frac{b\beta}{v_{\max}^2}}}{v_{\max}^3\sqrt{b\beta}} - \frac{2b^{\frac{5}{2}}e^{-\frac{b\beta}{v_{\max}^2}}}{v_{\max}(b\beta)^{\frac{3}{2}}} + \frac{3}{2}\frac{\sqrt{b\pi}\text{erf}\left(\frac{\sqrt{b\beta}}{v_{\max}}\right)b^2}{(b\beta)^{\frac{5}{2}}} \right) \\
 & + \frac{1}{2}(p_1p_2^2 - Q_2)^2 e^{-\beta(Q_2 - p_1p_2^2)} - \frac{1}{2}(p_1p_3^2 - Q_2)^2 e^{-\beta(Q_2 - p_1p_3^2)}. \tag{33}
 \end{aligned}$$

(4) Vibrational entropy S

$$\begin{aligned}
 S &= k\ln Z(\beta) - k\beta \frac{\partial}{\partial\beta} \ln Z(\beta) \\
 &= k\ln Z(\beta) - \frac{k\beta}{Z(\beta)} (\Lambda_1 + \Lambda_2), \tag{34}
 \end{aligned}$$

where

$$\begin{aligned}
 \Lambda_1 &= \frac{1}{2}(-c\rho^2 - a) e^{-\beta c\rho^2 - a\beta} \sqrt{b\beta} \\
 &\times \left(\frac{2v_{\max}e^{-\frac{b\beta}{v_{\max}^2}}}{\sqrt{b\beta}} + \frac{2\sqrt{\pi}b\beta\text{erf}\left(\frac{\sqrt{b\beta}}{v_{\max}}\right)}{\sqrt{b\beta}} - 2\sqrt{\pi} \right)
 \end{aligned}$$

$$\begin{aligned}
 & + \frac{1}{4} \frac{e^{-\beta c\rho^2 - a\beta}}{\sqrt{b\beta}} \left(\frac{2v_{\max}e^{-\frac{b\beta}{v_{\max}^2}}}{\sqrt{b\beta}} \right. \\
 & \left. + \frac{2\sqrt{\pi}b\beta\text{erf}\left(\frac{\sqrt{b\beta}}{v_{\max}}\right)}{\sqrt{b\beta}} - 2\sqrt{\pi} \right) b, \tag{35} \\
 \Lambda_2 &= \frac{1}{2}e^{-\beta c\rho^2 - a\beta}\sqrt{b\beta} \left(\frac{-v_{\max}be^{-\frac{b\beta}{v_{\max}^2}}}{(b\beta)^{\frac{3}{2}}} \right. \\
 & \left. + \frac{\sqrt{\pi}b\text{erf}\left(\frac{\sqrt{b\beta}}{v_{\max}}\right)}{\beta\sqrt{b}} - \frac{b^{\frac{3}{2}}\sqrt{\pi}\beta\text{erf}\left(\frac{\sqrt{b\beta}}{v_{\max}}\right)}{(b\beta)^{\frac{3}{2}}} \right) \\
 & + \frac{1}{2}(p_1p_2^2 - Q_2)^2 e^{-\beta(Q_2 - p_1p_2^2)} \\
 & - \frac{1}{2}(p_1p_3^2 - Q_2)^2 e^{-\beta(Q_2 - p_1p_3^2)}. \tag{36}
 \end{aligned}$$

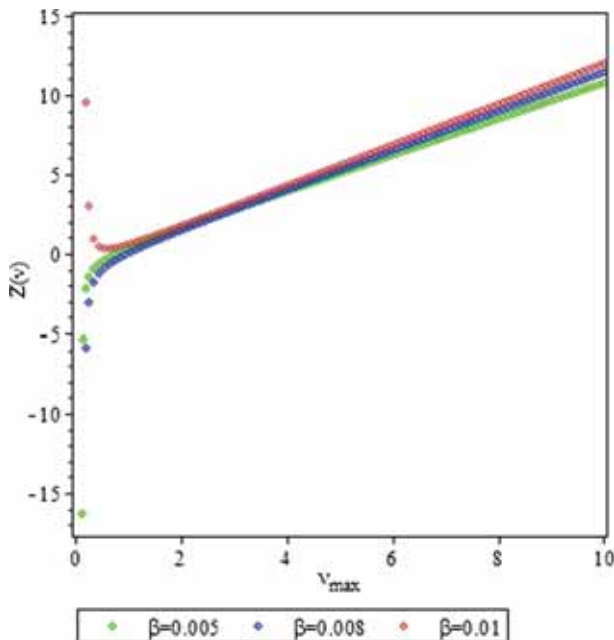


Figure 2. Vibrational partition function Z as a function of v_{\max} for different β .

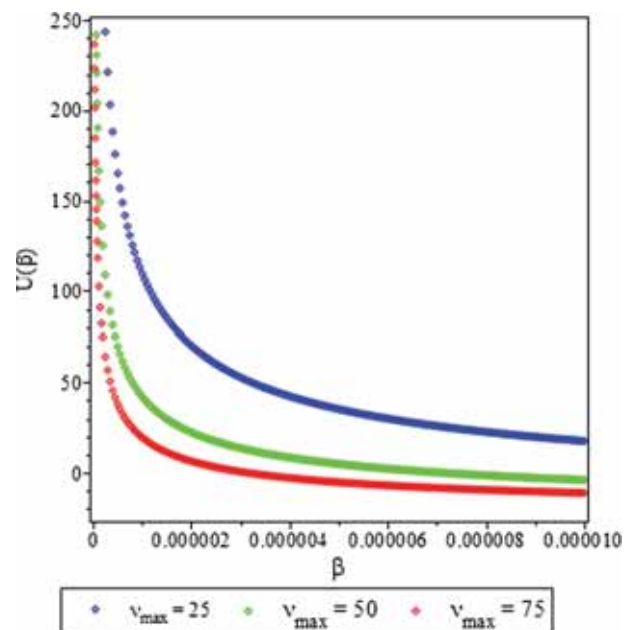


Figure 3. Vibrational mean energy U as a function of β for different v_{\max} .

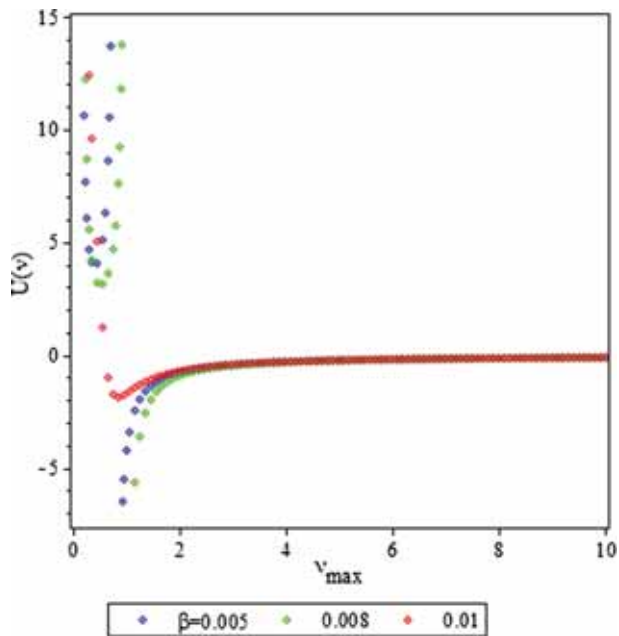


Figure 4. Vibrational mean energy U as a function of ν_{\max} for different β .

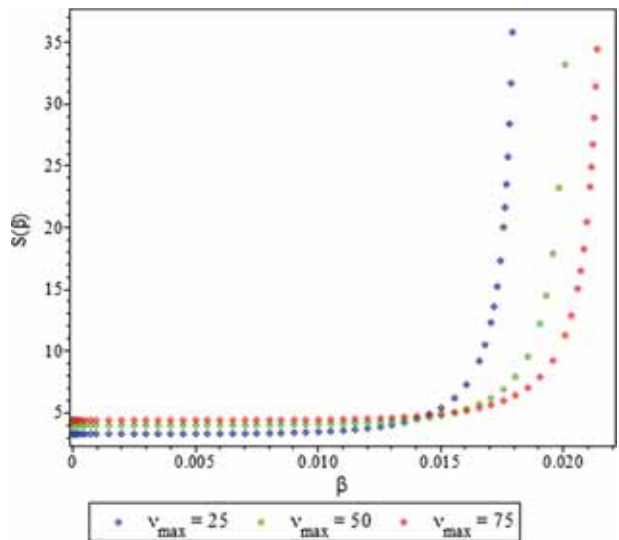


Figure 5. Ro-vibrational entropy S as a function of β for different ν_{\max} .

4. Discussions

In this paper, we consider electronic state of the potassium dimer $K_2(X^1\Sigma_g^+)$ molecules using the energy eigenvalues of eq. (15). We take into account the GMP with the following potential parameters as [16]

$$\begin{aligned} A + \tilde{q}C^2 &= D_e, \\ (B + 2\tilde{q}CD) &= 2D_e, \\ q &= -\exp(-\alpha r_e). \end{aligned} \tag{37}$$

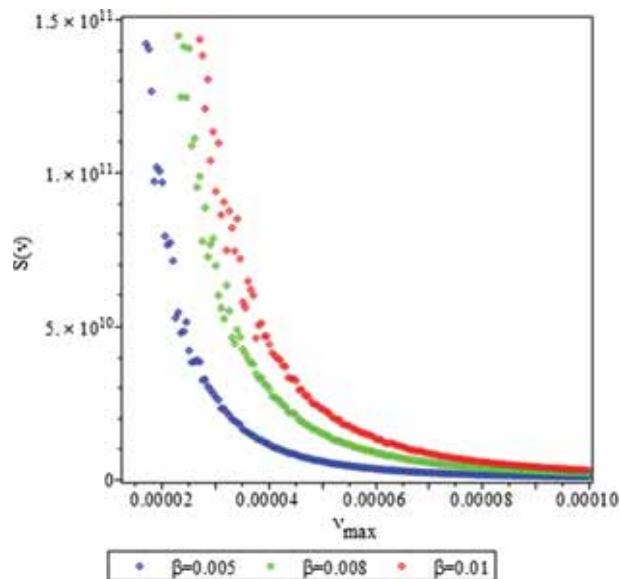


Figure 6. Vibrational entropy as a function of ν_{\max} for different β .

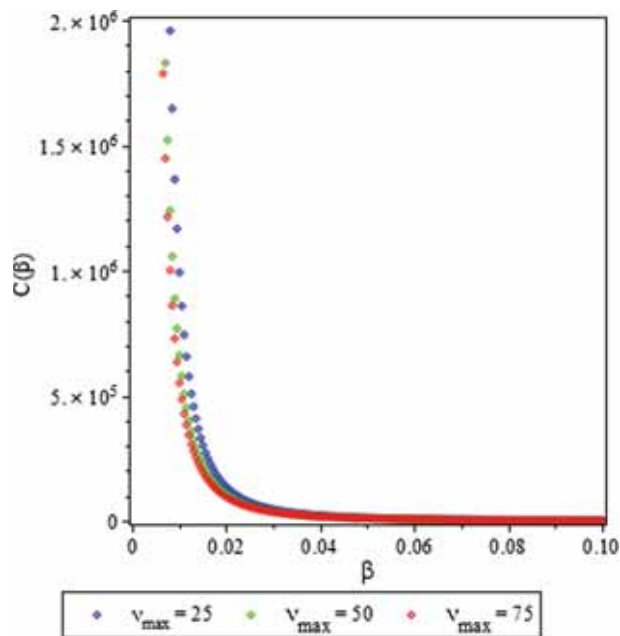


Figure 7. Vibrational specific heat capacity as a function of β for different ν_{\max} .

The experimental values of $X^1\Sigma_g^+$ states of potassium (K_2) dimer are taken from ref. [19]: $D_e = 4400.00 \text{ cm}^{-1}$, $r_e = 3.9244 \text{ \AA}$, $\alpha = 0.0562 \times 10^3 \text{ cm}^{-1}$ and $\mu = 19.4800 \text{ U}$. Now using these experimental data as our input, we plot the vibrational partition function for the $X^1\Sigma_g^+$ states of K_2 for various upper bound vibration quantum number $\nu_{\max} = 25, 50$ and 75 and temperature $\beta = 0.005, 0.008$ and 0.01 in figures 1 and 2

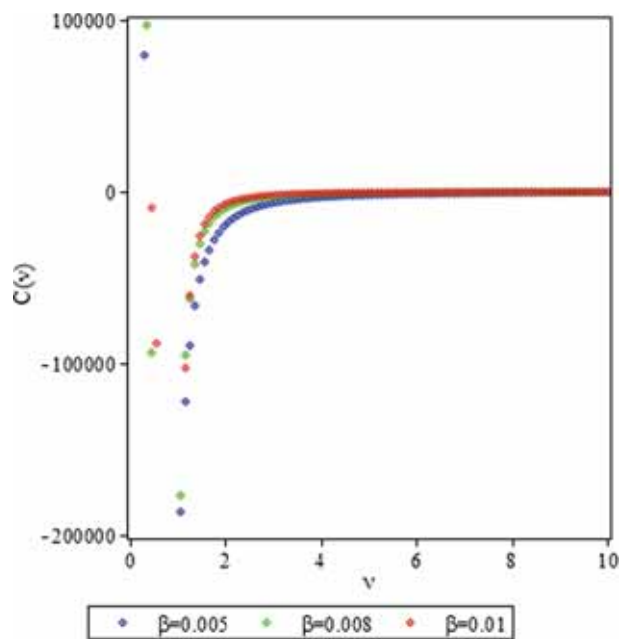


Figure 8. Vibrational specific heat capacity as a function of ν_{\max} for different β .

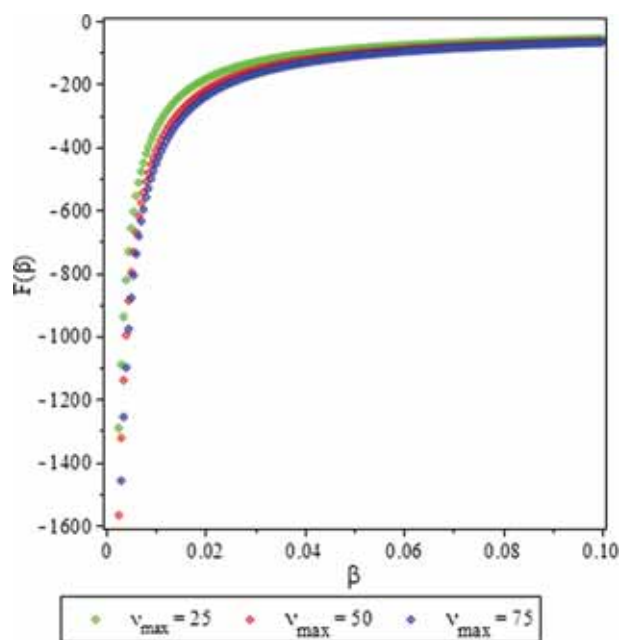


Figure 9. Vibrational free energy F as a function of β for different ν_{\max} .

respectively. It is observed that the partition function Z monotonically increases as β and ν_{\max} increase for the potassium dimer. We show in figures 3 and 4 the plot of the vibrational mean energy for various values of β and ν_{\max} . It shows that the mean energy U decreases monotonically with increasing values of β and ν_{\max} . We plotted the entropy S as a function of temperature

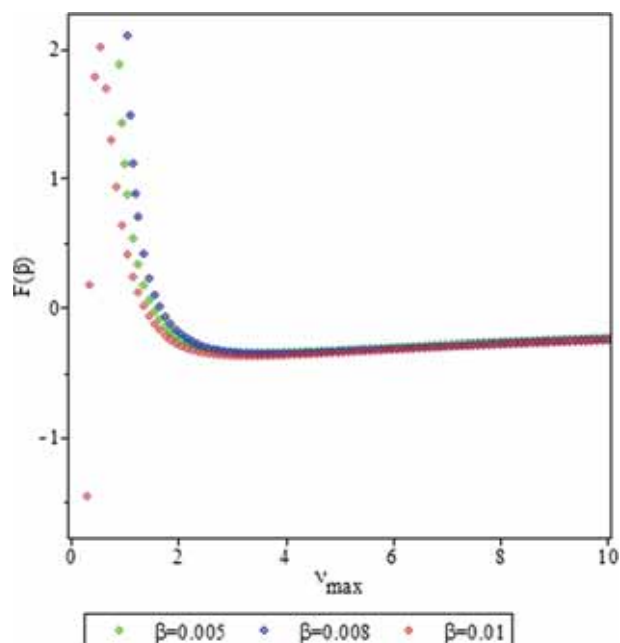


Figure 10. Vibrational free energy as a function of ν_{\max} for different β .

β and upper bound vibration quantum number ν_{\max} in figures 5 and 6 respectively. It is shown that the entropy S monotonically increases as β and ν_{\max} increase for the potassium dimer. Figures 7 and 8 show the plot of the vibrational specific heat capacity C of potassium dimer. In figure 7 the specific heat capacity C decreases with increase in temperature. However, in figure 8, the specific heat capacity first increases to maximum values and converge as ν_{\max} is increased. The plot of the mean free energy F is shown in figures 9 and 10. As shown in figure 9 the mean free energy F decreases monotonically with increasing ν_{\max} while F increases with β as shown in figure 10.

5. Conclusions

In this work, we solved the Schrödinger equation with GMP within the framework of asymptotic iteration method and obtained the energy spectra in a closed form. We calculated the vibrational partition function Z in a closed form and used it to study the thermodynamic properties of vibrational mean energy U , vibrational entropy S , vibrational mean free energy F and vibrational specific heat capacity C . We have plotted the behaviour of the thermodynamic functions as a function of temperature β and the upper bound vibration quantum number ν_{\max} for the electronic state $X^1\Sigma_g^+$ of potassium dimer. Finally, the improved Rosen–Morse [20] and Manning–Rosen potentials [21,22] are all special cases of general molecular potential [16] and this

study has many applications in entropy of a gaseous system [23] and in non-central potential model [24].

References

- [1] K M Kuhler, D G Truhler and A D Issacson, *J. Chem. Phys.* **104**, 4664 (1996)
- [2] A D Issacson, *J. Chem. Phys.* **108**, 9978 (1998)
- [3] M L Strelakov, *Chem. Phys. Lett.* **439**, 209 (2007)
- [4] S H Dong and M Cruz-Irisson, *J. Math. Chem.* **50**, 881 (2012)
- [5] M L Strelakov, *Chem. Phys. Lett.* **393**, 192 (2004)
- [6] M L Strelakov, *Chem. Phys.* **362**, 75 (2009)
- [7] L D G Young, *J. Quant. Spectrosc. Radiat. Transfer* **11**, 1265 (1971)
- [8] X Q Song, C W Wang and C S Jia, *Chem. Phys. Lett.* **673**, 50 (2017)
- [9] C S Jia, L H Zhang and C W Wang, *Chem. Phys. Lett.* **667**, 211 (2017)
- [10] C S Jia, C W Wang, L H Zhang, X L Peng, R Zeng and X T You, *Chem. Phys. Lett.* **676**, 150 (2017)
- [11] P M Morse and H Feshbach, *Methods of theoretical physics* (McGraw-Hill, New York, 1953)
- [12] G Herzberg, *Molecular spectra and molecular structure II, Infrared and Raman spectra of polyatomic molecules* (Van Nostrand, New York, 1945)
- [13] A N Ikot, B C Lutfuoglu, M I Ngwueke, M E Udoh, S Zare and H Hassanabadi, *Eur. Phys. J. Plus* **131**, 419 (2016)
- [14] H J Korsch, *J. Phys. A: Math. Gen.* **12**, 1521 (1979)
- [15] H Ciftci, R Hall and N Saad, *J. Phys. A: Math. Gen.* **38**, 1147 (2005)
- [16] H Yanar, O Aydogdu and M Salti, *Mol. Phys.* **114**, 3134 (2016)
- [17] S H Dong, *Factorization method in quantum mechanics* (Springer, Netherlands, 2007)
- [18] C I Pekeris, *Phys. Rev.* **43**, 98 (1934)
- [19] S Kaur and C G Mahajan, *Pramana – J. Phys.* **52**, 0459 (1999)
- [20] J Y Liu, X T Hu and C S Jia, *Can. J. Chem.* **92**, 40 (2014)
- [21] J Y Liu, G D Zhang and C S Jia, *Phys. Lett. A* **377**, 1444 (2013)
- [22] P Q Wang, L H Zhang, C S Jia and J Y Liu, *J. Mol. Spectrosc.* **274**, 5 (2012)
- [23] J F Wang, X L Peng, L H Zhang, C W Wang and C S Jia, *Chem. Phys. Lett.* **686**, 131 (2017)
- [24] M Eshghi, H Mehraban and S Ikhdair, *Pramana – J. Phys.* **88**, 73 (2017)