



REGULAR ARTICLE

Microwave-assisted one-pot quick synthesis of 1-monosubstituted 1,2,3-triazoles from arylboronic acids, sodium azide and 3-butyn-2-ols

ZHONGLIN DU* , FENRUI LI, LI LI and RAN LI

Kunming Metallurgy College, No. 388 Xuefu Road, Kunming 650033, People's Republic of China
E-mail: 551990101@qq.com

MS received 16 August 2020; revised 30 September 2020; accepted 3 October 2020

Abstract. Microwave-assisted one-pot quick synthesis to 1-monosubstituted 1,2,3-triazoles was achieved with good to excellent yields using the widely available arylboronic acids, sodium azide and 3-butyn-2-ols within 15 min. This method features high efficient and facile as organic azides, acetylene gas and harsh conditions were avoided.

Keywords. microwave-assisted; one-pot; 1-monosubstituted 1,2,3-triazole; 3-butyn-2-ols.

1. Introduction

1,2,3-Triazoles are an important kind of heterocyclics widely applied in many fields such as biological science,¹ material field,² medicinal chemistry³ and synthetic methodologies.⁴ Particularly in recent years, they have played increasingly important roles in clinical and commercial drugs such as IDO (indoleamine 2,3-dioxygenase) inhibitors,⁵ antibiotics,⁶ HDIs (histone deacetylase inhibitors)⁷ and antiviral drugs (Figure 1).⁸

Though 1, 2, 3-triazoles were found more than 100 years ago, efficient strategies for the synthesis have been explored only in recent decades. The first method to construct the 1, 2, 3-triazole ring was Huisgen dipolar cycloaddition through the thermal process, giving 1,4- and 1,5-disubstituted regioisomers without regioselectivity.⁹ At the beginning of this century, Sharpless¹⁰ group achieved a copper-catalyzed 1,3-dipolar cycloaddition reaction (CuAAC) between terminal alkynes and azides, reaching the regioselective construction of the 1, 4-disubstituted 1, 2, 3-triazoles. This method is very vigorous and led to many other similar approaches subsequently.¹¹ Meanwhile, the synthesis for 1, 5-disubstituted 1, 2, 3-triazoles were reported, in which ruthenium, erbium, or base were usually applied as the catalyst.¹² Lately, 1, 4,

5-trisubstituted 1, 2, 3-triazoles¹³ have been also synthesized mainly through a three-component system. While 1-monosubstituted 1, 2, 3-triazole derivatives, another particular branch of this heterocycles show various high values, mainly owing to its broad biological activities (Figure 1). Thus, the explorations for the constructions attract much attention recently. Acetylene gas is the most acknowledged substrate to serve as a partner of the CuAAC reaction with organic azides to generate 1-monosubstituted 1, 2, 3-triazoles, which was first reported by Liang group.¹⁴ Additionally, acetylene derivatives (such as trimethylsilylacetylene, ethynyltributyltin, sodium acetylide, calcium carbide, propiolic acid, and propargyl alcohol) and vinyl compounds (such as vinyl acetate, vinyl ethers, vinyl amines, and vinyl sulfoxides) have been proved to be reliable alternatives to synthesize the products.¹⁵ In most of the above methods, acetylene gas, volatile toxic organic azides and/or harsh conditions are involved, which leads to some drawbacks of safety concerns and/or inconvenience in the process of manipulations.

Enlightened by Jiang's recent work, in which 2-methyl-3-butyn-2-ol was employed as an excellent alkyne source for the construction of 1-monosubstituted 1,2,3-triazoles with organic azides,¹⁵ⁱ and by the reports that aryl boronic acid and sodium azide could

*For correspondence

Electronic supplementary material: The online version of this article (<https://doi.org/10.1007/s12039-020-01856-4>) contains supplementary material, which is available to authorized users.

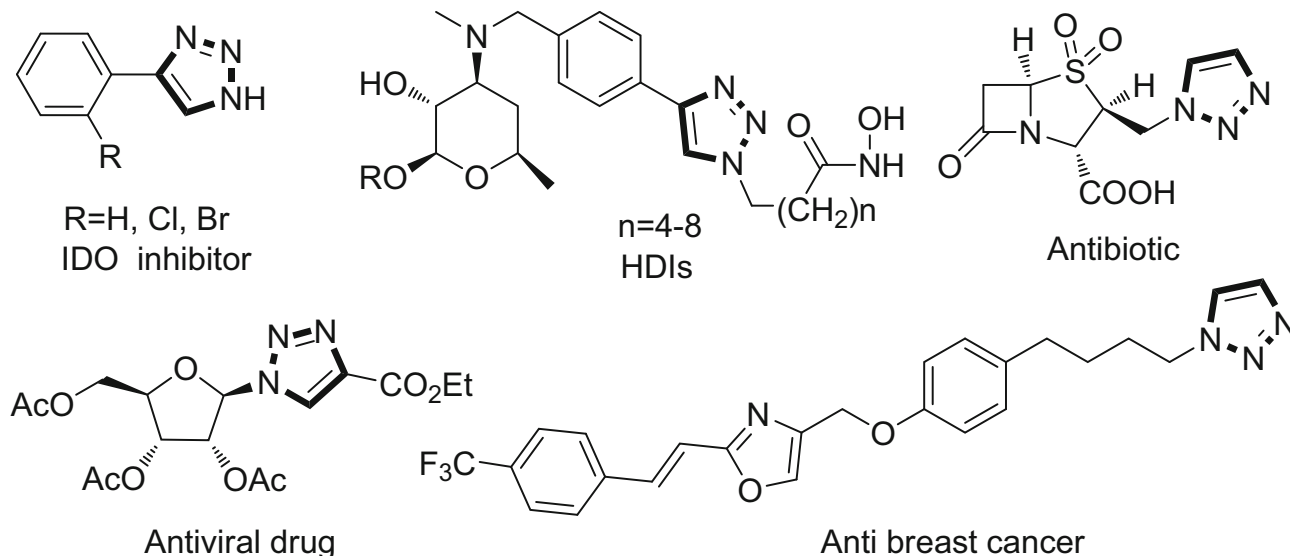


Figure 1. Examples of biology inhibitors.

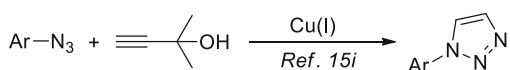
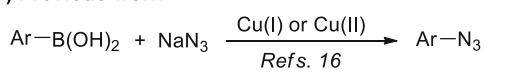
serve to synthesize organic azides,¹⁶ we envision these three starting materials could form the 1-monosubstituted 1,2,3-triazoles in a more safe and facile one-pot procedure (Scheme 1).

2. Experimental

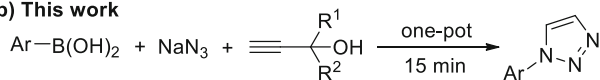
2.1 Materials and methods

All commercially available reagents and solvent were obtained from the commercial providers (Aladdin and Bockchem, China) and used without further purification. All the reactions were conducted using CEM Discover-SP microwave instrument. NMR spectra were recorded with a Bruker ACF400 and ARX600 or 500 spectrometer in CDCl_3 with TMS as an internal standard. All reactions were monitored by TLC analysis with HuanghaiGF 254 silica gel-coated plates. Column chromatography was conducted using 300 to 400 mesh silica gel at medium pressure.

a) Previous work



b) This work



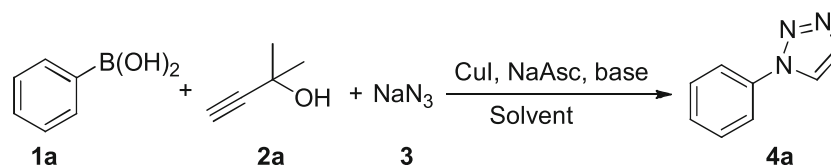
Scheme 1. 1-monosubstituted 1,2,3-triazoles constructions using 3-butyn-2-ols.

2.2 General synthetic procedure

Arylboronic acid **1** (0.3 mmol), but-3-yn-2-ol **2** (0.36 mmol), sodium azide **3** (0.36 mmol), KOH (0.9 mmol), CuI (0.015 mmol), NaAsc (0.03 mmol), and PhMe- H_2O (2 mL, 5:1 in volume) were added to a microwave reaction tube. The mixture was conducted under microwave at 80 °C for 15 min. After the reaction completed by TLC analysis, H_2O (25 mL) was added to the mixture and the system was extracted with EtOAc (3 × 20 mL). The combined organic layer was washed with brine (3 × 5 mL), dried with Na_2SO_4 , and concentrated under reduced pressure to afford the crude product. Purification by column chromatography on silica gel with EtOAc-PE (1:5) afforded the desired product **4**.

3. Results and Discussion

In our initial study, phenylboronic acid (**1a**), 2-methylbut-3-yn-2-ol (**2a**), and sodium azide **3** were chosen as starting materials for optimization of the reaction conditions. 35% Yield of product 1-phenyl-1H-1,2,3-triazole **4a** was obtained when the reaction was catalyzed by CuI (5%)-NaAsc(10%), using KOH (2 equiv.) as the base, and PhMe- CH_3OH (1:3, V:V) as the solvent under 80 °C (Table 1, entry 1). The component ratio of the mixture solvent affected the reactions and PhMe- CH_3OH in 3:1 could deliver a yield of 53% (Table 1, entry 3). Replacing CH_3OH with H_2O in the solvent mixture could remarkably raise the yield and excellent yield of 78% was obtained when

Table 1 Optimization of reaction conditions^a

Entry	Base (equiv.)	Solvent	Temp.	Time	4a (%) ^b
1	KOH (2)	Toluene / CH ₃ OH (1:3)	80 °C	12 h	35
2	KOH (2)	Toluene / CH ₃ OH (1:1)	80 °C	12 h	43
3	KOH (2)	Toluene / CH ₃ OH (3:1)	80 °C	12 h	53
4	KOH (2)	Toluene / H ₂ O (3:1)	80 °C	12 h	60
5	KOH (2)	Toluene / H ₂ O (4:1)	80 °C	12 h	66
6	KOH (2)	Toluene / H ₂ O (5:1)	80 °C	12 h	78
7	KOH (2)	Toluene / H ₂ O (6:1)	80 °C	12 h	75
8	KOH (3)	Toluene / H ₂ O (5:1)	80 °C	12 h	82
9	KOH (4)	Toluene / H ₂ O (5:1)	80 °C-MW	15 min	82
10	KOH (3)	Toluene / H ₂ O (5:1)	80 °C-MW	15 min	89
11	KOH (3)	Toluene / H ₂ O (5:1)	90 °C-MW	15 min	80
12	KOH (3)	Toluene / H ₂ O (5:1)	70 °C-MW	15 min	83
13	NaOH (3)	Toluene / H ₂ O (5:1)	80 °C-MW	15 min	63
14	CsOH (3)	Toluene / H ₂ O (5:1)	80 °C-MW	15 min	66
15	K ₂ CO ₃ (3)	Toluene / H ₂ O (5:1)	80 °C-MW	15 min	40
16	KOH (3)	Toluene	80 °C-MW	15 min	–
17	KOH (3)	DMSO	80 °C-MW	15 min	42
18	KOH (3)	DMF	80 °C-MW	15 min	36
19 ^c	KOH (3)	Toluene/H ₂ O (5:1)	80 °C-MW	15 min	60

^aThe reaction conditions are as follows: phenylboronic acid **1a** (0.3 mmol), 2-methylbut-3-yn-2-ol **2a** (0.36 mmol), sodium azide **3** (0.36 mmol), base, CuI (0.015 mmol), NaAsc (0.03 mmol), and solvent (2 mL).

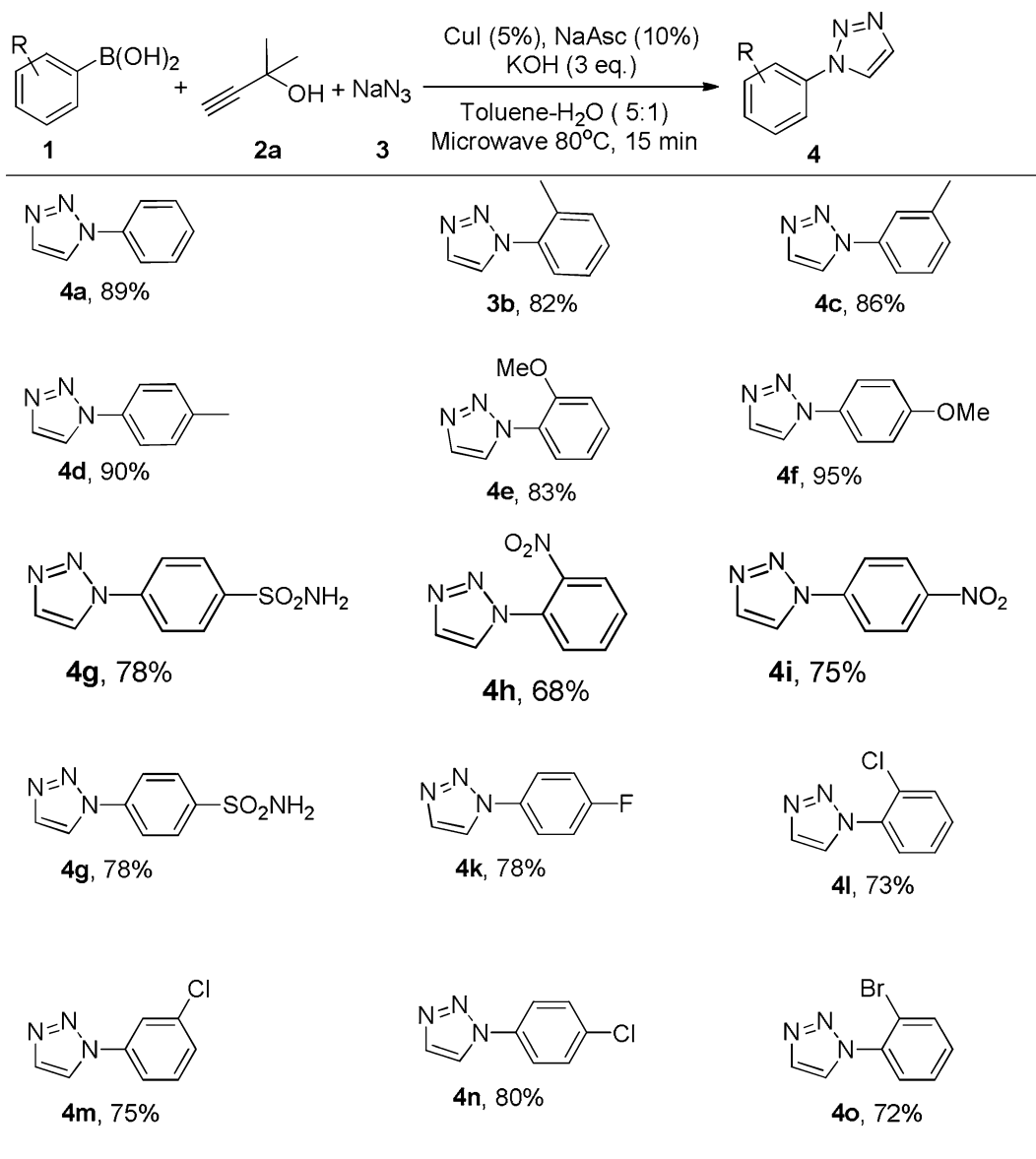
^bIsolated yield.

^cWithout sodium ascorbate.

PhMe-H₂O in 5:1 was used (Table 1, entries 4–7). We then explored the loading amount of KOH and found the reaction preferred to 3 equivalents of KOH, generating an excellent 82% yield while overmuch base seemed no obvious effects (Table 1, entries 8–9). To our delight, the target molecule was remarkably increased to 89% yield when microwave (MW) was employed in a 15 min-assisting instead of traditional heating (Table 1, entries 10). Through microwave, the reaction temperature also had a distinct influence on this conversion and 90 °C or 70 °C is unfavorable to the combination (Table 1, entries 11–12). Bases like NaOH, CsOH and K₂CO₃ were also screened to be much less efficient (Table 1, entries 13–15). Other kinds of solvents including PhMe, DMSO and DMF only produced unsatisfactory yields (Table 1, entries 16–18). The sodium ascorbate played a vital role in the system as an obvious decline of the yield came out

when the reaction was conducted without it (Table 1, entry 19).

With the optimized conditions in hand, the one-pot processes were explored with a range of arylboronic acids (**1**) with 2-methylbut-3-yn-2-ol (**2a**) and sodium azide (**3**) in mixture solvent of PhCH₃-H₂O, generating 1-monosubstituted 1,2,3-triazoles (**4**) with good to excellent yields. As shown in Table 2, the reactions of arylboronic acid substrates containing electron-donating group (such as –CH₃, –OCH₃) or electron-withdrawing group (such as –SO₂NH₂, –NO₂, –F, –Cl, –Br) could all go smoothly (Table 2, **4a–4o**). It is worth noting that sulfoamido and –Br were well-tolerated in the system and a good yield was generated (Table 2, **2g, 2o**), which affords potential applications of late-stage modifications. It was observed that electron-donating substituents are beneficial to this one-pot combination leading higher yields, and electron-

Table 2. Substrates scope^{a,b}

^aReaction conditions: The reaction conditions are as follows: arylboronic acid **1** (0.3 mmol), 2-methylbut-3-yn-2-ol **2a** (0.36 mmol), sodium azide **3** (0.36 mmol), KOH (0.9 mmol), CuI (0.015 mmol), NaAsc (0.03 mmol), and PhMe-H₂O (2 mL, 5:1 in volume) were mixed and stirred at 80 °C by microwave for 15 min. ^b Isolated yield.

withdrawing groups seemed a bit unfavorable to this process (Table 2, **4b–4f** vs **4g–4o**). Moreover, yields from substrates with a substituent on *para*-position are higher than that from other cases (Table 2, **4d** vs **4b** and **4c**, **4f** vs **4e**, **4i** vs **4h**, **4k** vs **4j**, **4n** vs **4l** and **4n**).

Next, the scope of but-3-yn-2-ols was explored as shown in Table 3. 3-Methylpent-1-yn-3-ol (**2b**), 3-ethylpent-1-yn-3-ol (**2c**) and 2-phenylbut-3-yn-2-ol (**2d**) could all undergo the transformation smoothly with phenylboronic acid (**1a**), delivering corresponding mono-substituted 1,2,3-triazole (**4a**). Notably,

acetophenone **5** could be isolated when 2-phenylbut-3-yn-2-ol was employed as the acetylene source (Table 3, entry 3).

To gain further mechanistic insight into the reactions, some control experiments were carried out (Scheme 1). Firstly, *p*-tolylboronic acid **1d** and sodium azide **3** could smoothly combine into 1-azido-4-methylbenzene **6** with an excellent yield of 93% under the standard conditions (Scheme 2, Eq. 1). Meanwhile, the generated intermediate **6** and 2-methylbut-3-yn-2-ol **2** could form the target

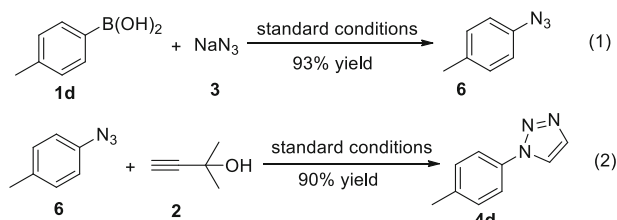
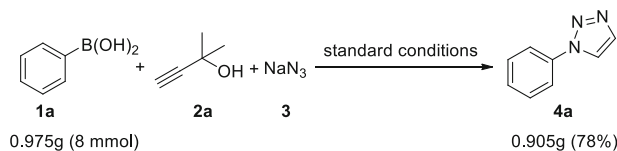
Table 3. Substrates scope^{a,b}

Entry	1	2	3 ^c
2			
Yield	78	74	82

^aReaction conditions: The reaction conditions are as follows: phenylboronic acid **1a** (0.3 mmol), but-3-yn-2-ol **2** (0.36 mmol), sodium azide **3** (0.36 mmol), KOH (0.9 mmol), CuI (0.015 mmol), NaAsc (0.03 mmol), and PhMe-H₂O (2 mL, 5:1 in volume) were mixed and stirred at 80 °C by microwave for 15 min.

^bIsolated yield.

^cBy-product of acetophenone **5** was isolated.

**Scheme 2.** Control experiments.**Scheme 3.** Gram scale experiment.

molecule **4d** in a yield of 90% under the same conditions (Scheme 2, Eq. 2). It was implied that the aryl azide should generate firstly as the intermediate, which then undergoes a cycloaddition process to deliver the monosubstituted 1,2,3-triazole accompanied by releasing a molecule of ketone as a by-product.

To test the scalability of the current method, the gram scale reaction of phenylboronic acid **1a** (4.0 mmol, 1.079 g) as the starting materials was carried out under the standard conditions, and the product **2a** was isolated in 78% yield (Scheme 3).

4. Conclusions

In conclusion, we have demonstrated the microwave-assisted facile, quick and highly efficient one-pot synthesis of 1-monosubstituted 1,2,3-triazoles by using the widely available arylboronic acids, sodium azide and butyn-2-ols with good to excellent yields.

Supplementary Information (SI)

All the spectra are available at www.ias.ac.in/chemsci.

Acknowledgements

We are grateful for the financial support provided by the Natural Science Foundation of Yunnan Education Department (No. 2020J0768).

References

- (a) Lu G, Li X, Mohamed K, Wang D and Meng F 2019 Design, synthesis and biological evaluation of novel uracil derivatives bearing 1, 2, 3-triazole moiety as thymidylate synthase (TS) inhibitors and as potential antitumor drugs *Eur. J. Med. Chem.* **171** 282; (b) Thirumurugan P, Matosiuk D and Jozwiak K 2013 Click chemistry for drug development and diverse chemical-biology applications *Chem. Rev.* **113** 4905
- (a) Liu Y, He C, Tang Y, Imler G, Parrish D and Shreeve J 2019 Tetrazolyl and dinitromethyl groups with 1,2,3-triazole lead to polyazole energetic materials *Dalton Trans.* **48** 3237; (b) Chu C and Liu R 2011 Application of click chemistry on preparation of

- separation materials for liquid chromatography *Chem. Soc. Rev.* **40** 2177
- (a) Bozorov K, Zhao J and Aisa H 2019 1,2,3-Triazole-containing hybrids as leads in medicinal chemistry: A recent overview *Bioorg. Med. Chem.* **27** 3511; (b) Johansson J, Beke-Somfai T, Stalsmeden A and Kann N 2016 Ruthenium-catalyzed azide alkyne cycloaddition reaction: scope, mechanism, and applications *Chem. Rev.* **116** 14726; (c) Sheng C and Zhang W 2011 New lead structures in antifungal drug discovery *Curr. Med. Chem.* **18** 733; (d) Jiang Y and Kuang C 2013 Recent advances in the synthesis of 1-monosubstituted 1,2,3-triazoles *Mini-Rev. Med. Chem.* **13** 713
 - (a) Chen K, Barve I and Sun C 2020 Catalyst-controlled regioselective synthesis of benzotriazolodiazepin-7-ones and benzotriazolodiazocin-8-ones *Org. Lett.* **22** 428; (b) Virant M and Kosmrlj J 2019 Arylation of click triazoles with diaryliodonium salts *J. Org. Chem.* **84** 14030; (c) Ren Y, Liu Y, Gao S, Dong X, Xiao T and Jiang Y 2020 Palladium-catalyzed selective ortho C-H alkoxylation at 4-aryl of 1,4-disubstituted 1,2,3-triazoles *Tetrahedron* **76** 130985; (d) Zhao F, Liu Y, Yang S, Xie K and Jiang Y 2017 Pd-catalyzed selective N(3)-ortho C-H arylation of 1,4-disubstituted 1,2,3-triazoles *Org. Chem. Front.* **4** 1112; (e) Gonzalez-Mojica N, Almazan-Sanchez L, Garcia-Torres J, et al. 2019 Oxidation of 1,4-disubstituted-1,2,3-triazoles with $\text{H}_2\text{O}_2\text{-CF}_3\text{CO}_2\text{H}$: efficient synthesis of 1,2,3-triazole 3-oxides *Synth. Commun.* **49** 679; (f) Ma X, Li H, Xin H, Du W, Anderson E, Dong X and Jiang Y 2020 Copper-catalyzed intramolecular C-H alkoxylation of diaryltriazoles: Synthesis of tricyclic triazole benzoxazines *Org. Lett.* **22** 5320; (g) Wang J, Yang J, Fu X, Qin G, Xiao T and Jiang Y 2019 Synthesis of triazole-fused phenanthridines through Pd-catalyzed intramolecular phenyl C-H activation of 1,5-diaryl-1,2,3-triazoles *Synlett* **30** 1452
 - (a) Rohrig U, Majjigapu S, Grosdidier A, et al. 2012 Rational design of 4-aryl-1,2,3-triazoles for indoleamine 2,3-dioxygenase 1 inhibition *J. Med. Chem.* **55** 5270; (b) Rohrig U, Reynaud A, Majjigapu S, et al. 2019 Inhibition mechanisms of indoleamine 2,3-dioxygenase 1 (IDO1) *J. Med. Chem.* **62** 8784
 - (a) Totir M, Padayatti P, Helfand M, et al. 2006 Effect of the inhibitor-resistant M69V substitution on the structures and populations of trans-enamine β -lactamase intermediates *Biochemistry* **45** 11895; (b) Zhang B 2019 Comprehensive review on the anti-bacterial activity of 1,2,3-triazole hybrids *Eur. J. Med. Chem.* **168** 357; (c) Fer M, Le Corre L, Pietrancosta N, et al. 2018 Bacterial transferase MraY, a source of inspiration towards new antibiotics *Curr. Med. Chem.* **25** 6013
 - (a) Bian J, Zhang L, Han Y, Wang C and Zhang L 2015 Histone deacetylase inhibitors: Potent anti-leukemic agents *Curr. Med. Chem.* **22** 2065; (b) Kalinin D, Jana S, Pfafenrot M, et al. 2020 Structure-based design, synthesis, and biological evaluation of triazole-based smHDAC8 inhibitors *ChemMedChem* **15** 571
 - (a) El Akri K, Bougrin K, Balzarini J, Faraj A and Benhida R 2007 Efficient synthesis and in vitro cytostatic activity of 4-substituted triazolyl-nucleosides *Bioorg. Med. Chem. Lett.* **17** 6656; (b) Bonandi E, Christodoulou M, Fumagalli G, et al. 2017 The 1,2,3-triazole ring as a bioisostere in medicinal chemistry *Drug Discov. Today* **22** 1572
 - Huisgen R 1961 centenary lecture. 1,3-Dipolar cycloadditions *Proc. Chem. Soc.* 357
 - Rostovtsev V, Green L, Fokin V and Sharpless K 2002 A stepwise Huisgen cycloaddition process: copper(I)-catalyzed regioselective "ligation" of azides and terminal alkynes *Angew. Chem. Int. Ed.* **41** 2596
 - (a) Neto J and Zeni G 2020 A decade of advances in the reaction of nitrogen sources and alkynes for the synthesis of triazoles *Coordin. Chem. Rev.* **409** 213217; (b) Autade S and Akamanchi K 2019 Sulfated tungstate a heterogeneous acid catalyst for synthesis of 4-aryl-NH-1,2,3-triazoles by 1,3-dipolar cycloaddition of nitroolefins with NaN_3 *Synth. Commun.* **49** 1947; (c) Jiang Y and Kuang C 2012 Synthesis of 1,2,3-triazole derivatives *Prog. Chem.* **24** 1983
 - (a) Kwok S, Fotsing J, Fraser R, Rodionov V and Fokin V 2010 Transition-metal-free catalytic synthesis of 1,5-diaryl-1,2,3-triazoles *Org. Lett.* **12** 4217; (b) Cheng X, Liu W and Huang Z 2013 Sodium hydride-mediated synthesis of 1,5-diaryl-1,2,3-triazoles from anti-3-aryl-2,3-dibromopropanoic acids and organic azides *Chin. Chem. Lett.* **24** 764; (c) Maiuolo L, Russo B, Algeri V, et al. 2019 Regioselective synthesis of 1,5-disubstituted 1,2,3-triazoles by 1,3-dipolar cycloaddition: Role of $\text{Er}(\text{OTf})_3$, ionic liquid and water *Tetrahedron Lett.* **60** 672
 - (a) Gonzalez-Calderon D, Santillan-Iñiesta I, Gonzalez-Gonzalez C, et al. 2015 A novel and facile synthesis of 1,4,5-trisubstituted 1,2,3-triazoles from benzylic alcohols through a one-pot, three-component system *Tetrahedron Lett.* **56** 514; (b) Guo N, Liu X, Xu H, et al. 2019 A simple route towards the synthesis of 1,4,5-trisubstituted 1,2,3-triazoles from primary amines and 1,3-dicarbonyl compounds under metal-free conditions *Org. Biomol. Chem.* **17** 6148; (c) Chen Z, Yan Q, Liu Z, Xu Y and Zhang Y 2013 Copper-mediated synthesis of 1,2,3-triazoles from N-tosylhydrazones and anilines *Angew. Chem. Int. Ed.* **52** 13324; (d) Chen Z, Liu Z, Cao G, et al. 2017 Recent advances in multicomponent synthesis of 1,4,5-trisubstituted 1,2,3-triazoles *Adv. Synth. Catal.* **359** 202
 - Wu L, Xie Y, Chen Z, Niu Y and Liang Y 2009 A convenient synthesis of 1-substituted 1,2,3-triazoles via $\text{CuI}/\text{Et}_3\text{N}$ catalyzed 'click chemistry' from azides and acetylene gas *Synlett* 1453
 - (a) Andersen J, Bolvig S and Liang X 2005 Efficient one-pot synthesis of 1-aryl 1,2,3-triazoles from aryl halides and terminal alkynes in the presence of sodium azide *Synlett* 2941; (b) Chan D, Loughton C, Queener S and Stevens M 2002 Structural studies on bioactive compounds. Part 36: Design, synthesis and biological evaluation of pyrimethamine-based antifolates against pneumocystis carinii *Bioorg. Med. Chem.* **10**, 3001; (c) Fletcher J, Walz S and Keeney M 2008 Monosubstituted 1,2,3-triazoles from two-step one-pot deprotection/click additions of trimethylsilylacetylene *Tetrahedron Lett.* **49** 7030; (d) Jiang Y, Kuang C and Yang Q 2011 Facile and quick synthesis of 1-monosubstituted aryl 1,2,3-triazoles: a copper-free [3+2]

cycloaddition *Tetrahedron* **67** 289; (e) Jiang Y, Kuang C and Yang Q 2009 The use of calcium carbide in the synthesis of 1-monosubstituted aryl 1,2,3-triazole via click chemistry *Synlett* 3163; (f) Giel M, Smedley C, Mackie E, Guo T, *et al.* 2020 Metal-free synthesis of functional 1-substituted-1,2,3-triazoles from ethenesulfonyl fluoride and organic azides *Angew. Chem. Int. Ed.* **59** 1181; (g) Shang J, Fu H, Li Y, Yang T, Gao C and Li Y 2019 Copper-catalyzed decarboxylation/cycloaddition cascade of alkynyl carboxylic acids with azide *Tetrahedron* **75** 253; (h) Han C, Dong S, Zhang W and Chen Z 2018 One-Pot Synthesis of 1-monosubstituted 1,2,3-triazoles from propargyl alcohol *Synlett* **29** 673; (i) Liu Y, Han C, Ma X, Yang J, Feng X and Jiang Y 2018 One-pot synthesis of 1-monosubstituted-1,2,3-triazoles from 2-methyl-3-butyn-2-ol *Tetrahedron Lett.* **59** 650; (j) Wu L, Yan B, Yang G and Chen Y 2013 Green synthesis of 1-monosubstituted 1,2,3-triazoles via 'click chemistry' in water *Heterocycl. Commun.* **19** 397; (k) Haebich D, Barth W and Roesner M 1989 Synthesis of 3'-(1,2,3-triazol-1-yl)-3'-deoxythymidines *Heterocycles* **29** 2083; (l) Kadaba P 1992 Triazolines. 25. 1,3-Cycloaddition of aryl azides to enamides and the synthesis of 1-aryl-5-amido-1,2,3-triazolines *J. Org. Chem.* **57** 3075; (m) Sasaki T, Eguchi S, Yamaguchi M and Esaki T 1981 Synthesis of adamantane derivatives. 52. 1,3-Dipolar cycloaddition reactions of 1-azidoadamantane. Reactivity, regioselectivity, and

carbon-13 nuclear magnetic resonance spectra of 1-(1-adamantyl)- Δ 2-1,2,3-triazolines and -1H-1,2,3-triazoles *J. Org. Chem.* **46** 1800; (n) Huang Z, Wang R, Sheng S, Zhou R and Cai M 2013 Preparation of polystyrene-supported vinyl sulfone and its application in the solid-phase organic synthesis of 1-monosubstituted 1,2,3-triazoles *React. Funct. Polym.* **73** 224; (o) Naud J, Lemke C, Goudreau N, Beaulieu E and White P 2008 Potent triazolyl-proline-based inhibitors of HCV NS3 protease *Bioorg. Med. Chem. Lett.* **18** 3400; (p) Yang Q, Jiang Y and Kuang C 2012 Facile one-pot synthesis of monosubstituted 1-aryl-1H-1,2,3-triazoles from arylboronic acids and prop-2-ynoic Acid (=propionic acid) or calcium acetylide (=calcium carbide) as acetylene source *Helv. Chim. Acta* **95** 448; (q) Xu M, Kuang C, Wang Z, Yang Q and Jiang Y 2011 A novel approach to 1-monosubstituted 1,2,3-triazoles by a click cycloaddition/decarboxylation process *Synthesis* 223; (r) Kolarovic A, Schnurch M and Mihovilovic M 2011 Tandem catalysis: From alkynoic acids and aryl iodides to 1,2,3-triazoles in one pot *J. Org. Chem.* **76** 2613

16. (a) Yang H, Li Y, Jiang M, Wang J and Fu H 2011 General copper-catalyzed transformations of functional groups from arylboronic acids in water *Chem. Eur. J.* **17** 5652; (b) Tao C, Cui X, Li J, Liu A, Liu L and Guo Q 2007 Copper-catalyzed synthesis of aryl azides and 1-aryl-1,2,3-triazoles from boronic acids *Tetrahedron Lett.* **48** 3525