



REGULAR ARTICLE

# Novel 2-hydroxyethyl substituted *N*-coordinate-Pd(II)(NHC) and bis(NHC)Pd(II) complexes: Synthesis, characterization and the catalytic activity in the direct arylation reaction

AYDIN AKTAŞ<sup>a,\*</sup> , DUYGU BARUT CELEPCI<sup>b</sup> and YETKİN GÖK<sup>a</sup>

<sup>a</sup>Faculty of Science, Department of Chemistry, İnönü University, 44280 Malatya, Turkey

<sup>b</sup>Faculty of Sciences, Department of Physics, Dokuz Eylül University, 35160 Buca, İzmir, Turkey

E-mail: aydinaktash@hotmail.com

MS received 12 April 2019; revised 13 June 2019; accepted 17 June 2019

**Abstract.** The direct arylation reaction has attracted attention in recent years especially because of its environment-friendly properties. In this study, we researched the synthesis of 2-hydroxyethyl substituted bis(NHC)Pd(II) complexes and also the synthesis of *N*-coordinate-Pd(II)(NHC) complexes containing *N*-bound benzimidazolium from palladium acetate ([Pd(CH<sub>3</sub>COO)<sub>2</sub>] with 1,3-disubstituted benzimidazolium halides in DMSO. All the complexes have been characterized by using <sup>1</sup>H NMR, <sup>13</sup>C NMR, FTIR spectroscopy and elemental analysis techniques. The molecular and crystal structure of one of the complexes is confirmed by using single-crystal X-ray diffraction. These complexes have been examined as the catalyst in the direct arylation reaction with 2-*n*-butylfuran and 2-*n*-butylthiophene and have demonstrated excellent activity in this reaction.

**Keywords.** Bis(NHC)Pd(II) complex; butylfuran; butylthiophene; direct arylation; *N*-coordinate-Pd(II)(NHC) complexes; *N*-heterocyclic carbene.

## 1. Introduction

The *N*-Heterocyclic carbenes (NHCs) were first reported by the independent works of Öfele and Wanzlick at the beginning of the 1960s,<sup>1</sup> and after a long time, in 1991 NHCs were reported as stable compounds that could be isolated by Arduengo *et al.*<sup>2</sup> NHCs are very versatile ligands in catalysis and organometallic chemistry<sup>3–6</sup> which can be readily synthesized by the deprotonation of 1,3-diazonium salts.<sup>7,8</sup> They have tremendous potentials in organic synthesis and catalysis<sup>9–11</sup> because of their extremely strong  $\sigma$ -donor and weak  $\pi$ -acceptor properties.<sup>12,13</sup> Especially in the last decade, NHCs have become increasingly popular as they are suitable ligands for the synthesis of coordination compounds. Furthermore, organometallic chemists have been interested in NHCs due to their stability to air and moisture and capability of complexing with transition metals for half a century.

The palladium complexes containing NHC ligands that are easily tunable as sterically and electronically

have thermal and oxidative stability and they are long-lived active catalysts.<sup>14,15</sup> The efficient applications of Pd-NHC complexes have been published in the field of organometallic chemistry and catalysts for many years.<sup>16–21</sup> Also, medical applications of NHC precursors<sup>22–27</sup> and Pd-NHC complexes<sup>28</sup> have been examined.

Two different products can be obtained in the synthesis of bis(NHC)Pd(II) complexes. In particular, it is known that *cis* and *trans* isomeric products form depending on the experimental conditions.<sup>29–31</sup> Recently, unusually, Han *et al.*, performed a synthesis of a new type of bis(NHC)Pd(II) complexes from 1,3-disubstituted NHC precursor containing bulky substituents in DMSO.<sup>32</sup> This complex contains both the NHC (carbene) ligand and the *N*-bound (NHC precursor) ligand. Also, Landaeta *et al.*, used different solvents for the synthesis of bis(NHC)Pd(II) complexes and obtained significant results. In that study, when the DMSO was used as the solvent, a balance is observed between the carbene ligand and *N*-bound carbene precursor ligand as the result of the kinetic control.<sup>33</sup>

\*For correspondence

The palladium-based metal-catalyzed direct arylation reaction that has been used is quite common because of its high activity, selectivity, efficiency, and versatility. Various catalysts using in this reaction have been developed for environment-friendly syntheses. Numerous research groups have used the NHC-Pd metal catalysts in the formation of a C-C bond. Recently, the Pd-based NHC complexes have been applied in organic chemistry for important C-C bond formations such as the Suzuki,<sup>34</sup> Heck,<sup>34</sup> Negishi,<sup>35</sup> Stille,<sup>36</sup> Hiyama coupling,<sup>37</sup> Sonogashira coupling,<sup>38</sup> Kumada coupling<sup>39</sup> and Buchwald-Hartwig amination<sup>40</sup> reactions.

In our last studies, we have published bis(NHC)Pd(II) complexes that are effective catalysts for direct arylation reactions.<sup>41–43</sup> In this study, we have investigated the synthesis and characterization of the 2-hydroxyethyl substituted *N*-coordinate-Pd(II)(NHC) and bis(NHC)Pd(II) complexes, and examined their catalytic activities in the direct arylation reactions. Also, we have found that the catalytic activities of these complexes are more efficient and stable catalysts for the direct arylation reactions of 2-*n*-butylfuran and 2-*n*-butylthiophene with aryl chloride or aryl bromide.

## 2. Experimental

All synthesis including 2-hydroxyethyl substituted *N*-coordinate-Pd(II)(NHC) complexes **1a–b** and bis(NHC)Pd(II) complexes **2a–g** were prepared in the air using standard Schlenk techniques. The solvents and all other reagents were commercially available and used without further purification. Melting points were identified in glass capillaries under air with an Electrothermal-9200 melting point apparatus. FT-IR spectra were saved in the range 400–4000 cm<sup>-1</sup> on Perkin Elmer Spectrum 100 FT-IR spectrometer. Proton (<sup>1</sup>H) and Carbon (<sup>13</sup>C) NMR spectra were recorded using either a Bruker AS 400 Merkur spectrometer operating at 400 MHz (<sup>1</sup>H), 100 MHz (<sup>13</sup>C) in CDCl<sub>3</sub> with tetramethylsilane as an internal reference. All reactions were observed on an Agilent 6890 N GC system by GC-FID with an HP-5 column of 30 m length, 0.32 mm diameter and 0.25 μm film thickness. Elemental analyses were performed by İnönü University Scientific and Technological Research Center (Malatya, TURKEY).

X-ray single-crystal diffraction data for complex **1b** was collected at room temperature on a Rigaku-Oxford Xcalibur diffractometer with an EOS-CCD detector using graphite-monochromated MoK $\alpha$  radiation ( $\lambda = 0.71073$  Å) with CrysAlis<sup>Pro</sup> software.<sup>44</sup> Data reduction and analytical absorption correction were performed by CrysAlis<sup>Pro</sup> program.<sup>45</sup> Utilizing Olex2,<sup>46</sup> structure was solved using the *Intrinsic Phasing* method with SHELXT<sup>47</sup> and refined by full-matrix least-squares on  $F^2$  in SHELXL.<sup>48</sup> Anisotropic thermal parameters were applied to all non-hydrogen atoms. All hydrogen atoms were placed using standard geometric

models and with their thermal parameters riding on those of their parent atoms (C–H = 0.93, 0.96 and 0.97 Å, O–H = 0.82 Å). Some positional disorders were observed for hydroxyethyl groups in the structure, and to ensure satisfactory refinement of these disordered hydroxyethyl groups, constraint and restraint instructions such as EADP, DFIX, SIMU and RIGU were applied. A summary of crystal data, experimental details, and refinement results for the complex **1b** are given in Table 1.

### 2.1 Synthesis

**2.1a Synthesis of dichloro[1-(2-hydroxyethyl)-3-methylbenzimidazol-2-ylidene]-[1-(2-hydroxyethyl)benzimidazole]palladium(II), 1a:** 1-(2-hydroxyethyl)-3-methylbenzimidazolium chloride (106 mg, 0.50 mmol) and Palladium(II)acetate (56 mg, 0.25 mmol) in dimethyl sulfoxide (4 mL) were stirred for 4 h at room temperature, 4 h at 50 °C, 4 h at 80 °C, 10 h at 100 °C and 2 h at 120 °C. The excess of the solvent was removed by evaporation under vacuum. The dichloromethane was added to the residue. Then the residue was passed through a silica gel column (1 cm thick) by using dichloromethane solvent. The dichloromethane was evaporated under vacuum to allow the product as a white or light yellow solid. The crude product was recrystallized from dichloromethane/diethyl ether (1:3) at room temperature. Yield: 62% (86 mg). M.p. 236–237 °C;  $\nu_{(\text{CN})}(\text{for carbene})$ : 1400 cm<sup>-1</sup>;  $\nu_{(\text{CN})}(\text{carbene precursor})$  1517 cm<sup>-1</sup>;  $\nu_{(\text{O-H})}$ : 3412 cm<sup>-1</sup>. Anal. Calc. for C<sub>19</sub>H<sub>22</sub>Cl<sub>2</sub>N<sub>4</sub>O<sub>2</sub>Pd: C: 44.25; H: 4.30; N: 10.86. Found: C: 44.22; H: 4.32; N: 10.85. <sup>1</sup>H NMR (400 MHz, CDCl<sub>3</sub>);  $\delta$  1.63 and 4.41 (s, 2H, –NCH<sub>2</sub>CH<sub>2</sub>OH); 3.84 (s, 3H, –NCH<sub>3</sub>); 4.50 (m, 4H, –NCH<sub>2</sub>CH<sub>2</sub>OH); 5.10 (t, 4H,  $J = 6$  Hz –NCH<sub>2</sub>CH<sub>2</sub>OH); 7.26–8.33 (m, 8H, Ar–H); 8.50 (d, 1H,  $J = 7.0$  Hz, 2-CH). <sup>13</sup>C NMR (100 MHz, CDCl<sub>3</sub>);  $\delta$  31.6 and 34.9 (–NCH<sub>2</sub>CH<sub>2</sub>OH); 50.6 (–NCH<sub>3</sub>); 61.4 and 61.6 (–NCH<sub>2</sub>CH<sub>2</sub>OH); 109.8–110.1–110.4–110.6–120.7–123.4–123.5–123.8–124.2–133.6–134.8, 135.0 and 140.4 (Ar-C); 144.3 (2-CH). 164.4 (2-C-Pd).

**2.1b Synthesis of dibromo[1-(2-hydroxyethyl)-3-ethylbenzimidazol-2-ylidene]-[1-(2-hydroxyethyl)benzimidazole]palladium(II), 1b:** This compound was prepared with the same procedure as that for **1a**. But the complex **1b** was prepared by using 1-ethyl-3-(2-hydroxyethyl)benzimidazolium bromide (136 mg, 0.50 mmol) instead of 1-(2-hydroxyethyl)-3-methylbenzimidazolium chloride. Yield: 67% (117 mg). M.p.: 176–177 °C;  $\nu_{(\text{CN})}(\text{for carbene})$ : 1416 cm<sup>-1</sup>;  $\nu_{(\text{CN})}(\text{carbene precursor})$  1517 cm<sup>-1</sup>;  $\nu_{(\text{O-H})}$ : 3404 cm<sup>-1</sup>. Anal. Calc. for C<sub>20</sub>H<sub>24</sub>Br<sub>2</sub>N<sub>4</sub>O<sub>2</sub>Pd: C: 38.83; H: 3.91; N: 9.06. Found: C: 38.87; H: 3.88; N: 9.03. <sup>1</sup>H NMR (400 MHz, CDCl<sub>3</sub>);  $\delta$  1.78 (t, 3H,  $J = 6$  Hz –NCH<sub>2</sub>CH<sub>3</sub>); 1.66 and 2.59 (s, 2H, –NCH<sub>2</sub>CH<sub>2</sub>OH); 4.24 (q, 2H, –NCH<sub>2</sub>CH<sub>3</sub>); 4.50 and 4.92 (t, 4H,  $J = 4$  and 4 Hz, –NCH<sub>2</sub>CH<sub>2</sub>OH); 4.57 and 4.99 (t, m, 4H,  $J = 4$  Hz –NCH<sub>2</sub>CH<sub>2</sub>OH); 7.26–8.52 (m,

**Table 1.** Crystal data and experimental details for the complex **1b**.

Empirical Formula	C <sub>20</sub> H <sub>24</sub> Br <sub>2</sub> N <sub>4</sub> O <sub>2</sub> Pd
Formula Weight	618.65
Temperature (K)	293(2)
Crystal System, space group	Triclinic, <i>P</i> -1
<i>a</i> , <i>b</i> , <i>c</i> (Å)	8.6912(5), 8.7380(5), 14.9619(8)
$\alpha$ , $\beta$ , $\gamma$ (°)	79.057(5), 85.805(4), 81.429(5)
<i>V</i> (Å <sup>3</sup> )	1101.96(11) 81.429(5)
<i>Z</i>	2
Density (calculated) (g/cm <sup>3</sup> )	1.864
Absorption coefficient ( $\mu$ , mm <sup>-1</sup> )	4.492
<i>F</i> (000)	608
Crystal size (mm <sup>3</sup> )	0.364 × 0.189 × 0.151
Radiation	MoK $\alpha$ ( $\lambda$ = 0.71073)
2 $\theta$ range for data collection (°)	6.264–51.362
Index ranges	– 10 ≤ <i>h</i> ≤ 8, – 10 ≤ <i>k</i> ≤ 9, – 13 ≤ <i>l</i> ≤ 18
Reflections collected	5705
Independent reflections	4147 [ <i>R</i> <sub>int</sub> = 0.023, <i>R</i> <sub>sigma</sub> = 0.063]
Restraints/Parameters	28/253
Goodness-of-fit on <i>F</i> <sup>2</sup>	1.025
Final <i>R</i> indices [ <i>I</i> ≥ 2 $\sigma$ ( <i>I</i> )]	<i>R</i> <sub>1</sub> = 0.053, <i>wR</i> <sub>2</sub> = 0.116
<i>R</i> indices	<i>R</i> <sub>1</sub> = 0.092, <i>wR</i> <sub>2</sub> = 0.136
Largest diff. peak/hole (e <sup>Å</sup> <sup>-3</sup> )	1.11/– 0.82

8H, Ar-*H*); 9.06 and 9.10 (dd, 1H, *J* = 6.4 and 6.4 Hz, 2-*CH*). <sup>13</sup>C NMR (100 MHz, CDCl<sub>3</sub>);  $\delta$  14.4 and 14.9 (–NCH<sub>2</sub>CH<sub>3</sub>); 40.8 and 43.9 (–NCH<sub>2</sub>CH<sub>2</sub>OH); 50.8 (–NCH<sub>2</sub>CH<sub>3</sub>); 61.2 and 65.8 (–NCH<sub>2</sub>CH<sub>2</sub>OH); 110.0–110.1–110.3–110.4–110.8–110.9–123.1–123.2–124.6–124.7–132.8–134.0–134.3–135.6–138.0, 138.1 and 140.8 (Ar-*C*); 143.8 (2-*CH*); 161.5 and 163.9. (2-*C*-Pd).

**2.1c Synthesis of cis/trans-dibromobis[1-(2-hydroxyethyl)-3-isopropylbenzimidazol-2-ylidene]palladium(II), 2a:** This compound was prepared with the same procedure as that for **1a**. But the complex **2a** was prepared by using 1-(2-hydroxyethyl)-3-isopropylbenzimidazolium bromide (143 mg, 0.50 mmol) instead of 1-(2-hydroxyethyl)-3-methylbenzimidazolium chloride. Yield: 79% (133 mg). M.p.: 169–170 °C;  $\nu_{\text{CN}}$ : 1403 cm<sup>-1</sup>;  $\nu_{\text{(O-H)}}$ : 3381 cm<sup>-1</sup>. Anal. Calc. for C<sub>24</sub>H<sub>32</sub>Br<sub>2</sub>N<sub>4</sub>O<sub>2</sub>Pd: C: 42.72; H: 4.78; N: 8.30. Found: C: 42.68; H: 4.80; N: 8.32. <sup>1</sup>H NMR (400 MHz, CDCl<sub>3</sub>);  $\delta$  1.65 and 2.61 (s, 2H, –NCH<sub>2</sub>CH<sub>2</sub>OH); 1.80 and 1.82 (d, d, 12H, *J* = 4 and 4 Hz –NCH(CH<sub>3</sub>)<sub>2</sub>); 4.33 and 4.43 (t, 4H, *J* = 6 and 6 Hz –NCH<sub>2</sub>CH<sub>2</sub>OH); 4.84 and 4.93 (m, 4H, –NCH<sub>2</sub>CH<sub>2</sub>OH); 5.92 and 6.07 (m, 1H, Hz –NCH(CH<sub>3</sub>)<sub>2</sub>); 7.26–7.60 (m, 8H, Ar-*H*). <sup>13</sup>C NMR (100 MHz, CDCl<sub>3</sub>);  $\delta$  20.4 ve 20.6 (–NCH(CH<sub>3</sub>)<sub>2</sub>); 50.8 and 51.4 (–NCH(CH<sub>3</sub>)<sub>2</sub>); 54.5 and 55.0 (–NCH<sub>2</sub>CH<sub>2</sub>OH); 60.8 and 61.2 (–NCH<sub>2</sub>CH<sub>2</sub>OH); 110.3–110.6–110.9–111.0–112.5–112.6–122.6–122.8–122.7–122.8–132.5–132.6–132.7–135.1–135.7–136.3 and 136.8 (Ar-*C*); 178.9 and 180.9 (2-*C*-Pd).

**2.1d Synthesis of cis/trans-dichlorobis[1-benzyl-3-(2-hydroxyethyl)benzimidazol-2-ylidene]palladium(II), 2b:** This compound was prepared with the same

procedure as that for **1a**. But the complex **2b** was prepared by using 1-benzyl-3-(2-hydroxyethyl)benzimidazolium chloride (144 mg, 0.50 mmol) instead of 1-(2-hydroxyethyl)-3-methylbenzimidazolium chloride. Yield: 75% (128 mg). M.p. 156–157 °C;  $\nu_{\text{CN}}$ : 1411 cm<sup>-1</sup>;  $\nu_{\text{(O-H)}}$ : 3423 cm<sup>-1</sup>. Anal. Calc. for C<sub>32</sub>H<sub>32</sub>Cl<sub>2</sub>N<sub>4</sub>O<sub>2</sub>Pd: C: 56.36; H: 4.73; N: 8.22. Found: C: 56.40; H: 4.72; N: 8.27. <sup>1</sup>H NMR (400 MHz, CDCl<sub>3</sub>);  $\delta$  1.68 and 2.60 (s, 2H, –NCH<sub>2</sub>CH<sub>2</sub>OH); 3.86 and 4.21 (m, 4H, –NCH<sub>2</sub>CH<sub>2</sub>OH); 4.91 and 5.14 (s, 4H, –NCH<sub>2</sub>CH<sub>2</sub>OH); 6.04 and 6.34 (s, 4H, –NCH<sub>2</sub>(C<sub>6</sub>H<sub>5</sub>)); 7.23–8.49 (m, 18H, Ar-*H*). <sup>13</sup>C NMR (100 MHz, CDCl<sub>3</sub>);  $\delta$  47.8 and 48.3 (–NCH<sub>2</sub>CH<sub>2</sub>OH); 52.2 and 53.1 (–NCH<sub>2</sub>(C<sub>6</sub>H<sub>5</sub>)); 60.7 and 61.4 (–NCH<sub>2</sub>CH<sub>2</sub>OH); 110.5–110.7–111.3–111.5–123.1–123.2–123.4–127.4–127.6–127.7–127.8–128.1–128.7–128.8–128.9–129.2–133.0–134.0–134.3–134.4–134.6–135.3–135.4 and 135.7. (Ar-*C*); 181.3 and 182.0 (2-*C*-Pd).

**2.1e Synthesis of cis/trans-dichlorobis[1-(2-hydroxyethyl)-3-(2-methylbenzyl)benzimidazol-2-ylidene]palladium(II), 2c:** This compound was prepared with the same procedure as that for **1a**. But the complex **2c** was prepared by using 1-(2-hydroxyethyl)-3-(2-methylbenzyl)benzimidazolium chloride (151 mg, 0.50 mmol) instead of 1-(2-hydroxyethyl)-3-methylbenzimidazolium chloride. Yield: 69% (122 mg). M.p.: 227–228 °C;  $\nu_{\text{CN}}$ : 1401 cm<sup>-1</sup>;  $\nu_{\text{(O-H)}}$ : 3404 cm<sup>-1</sup>. Anal. Calc. for C<sub>34</sub>H<sub>36</sub>Cl<sub>2</sub>N<sub>4</sub>O<sub>2</sub>Pd: C: 57.52; H: 5.11; N: 7.89. Found: C: 57.50; H: 5.08; N: 7.90. <sup>1</sup>H NMR (400 MHz, CDCl<sub>3</sub>);  $\delta$  1.77 and 2.60 (s, 2H, –NCH<sub>2</sub>CH<sub>2</sub>OH); 2.22 and 2.32 (s, 6H, –NCH<sub>2</sub>(C<sub>6</sub>H<sub>4</sub>)CH<sub>3</sub>); 3.73 and 3.87 (m, 4H, –NCH<sub>2</sub>CH<sub>2</sub>OH); 4.23 and 4.54 (m, 4H, –NCH<sub>2</sub>CH<sub>2</sub>OH); 5.78 and 5.91 (s, 4H, –NCH<sub>2</sub>C<sub>6</sub>H<sub>4</sub>(CH<sub>3</sub>)); 6.76–7.64 (m, 16H, Ar-*H*). <sup>13</sup>C NMR

(100 MHz, CDCl<sub>3</sub>);  $\delta$  19.5 and 19.6 (–NCH<sub>2</sub>(C<sub>6</sub>H<sub>4</sub>)CH<sub>3</sub>); 50.3 and 50.6 (–NCH<sub>2</sub>CH<sub>2</sub>OH); 52.0 (–NCH<sub>2</sub>(C<sub>6</sub>H<sub>5</sub>); 60.1 and 60.7 (–NCH<sub>2</sub>CH<sub>2</sub>OH); 111.0–112.5–112.9–113.0–121.9–122.5–122.7–124.4–124.8–126.6–126.7–126.9–127.1–128.2–128.3–128.7–130.9–131.0–131.3–134.1–134.2–134.8–136.2–136.9 and 137.1. (Ar-C); 189.8 and 190.0 (2-C-Pd).

**2.1f Synthesis of cis/trans-dichlorobis[1-(2-hydroxyethyl)-3-(3-methylbenzyl)benzimidazol-2-ylidene]palladium(II), 2d:** This compound was prepared with the same procedure as that for **1a**. But the complex **2d** was prepared by using 1-(2-hydroxyethyl)-3-(3-methylbenzyl)benzimidazolium chloride (151 mg, 0.50 mmol) instead of 1-(2-hydroxyethyl)-3-methylbenzimidazolium chloride. Yield: 74% (131 mg). M.p. 175–176 °C;  $\nu_{\text{CN}}$ : 1410 cm<sup>-1</sup>;  $\nu_{\text{(O-H)}}$ : 3404 cm<sup>-1</sup>. Anal. Calc. for C<sub>34</sub>H<sub>36</sub>Cl<sub>2</sub>N<sub>4</sub>O<sub>2</sub>Pd: C: 57.52; H: 5.11; N: 7.89. Found: C: 57.56; H: 5.14; N: 7.92. <sup>1</sup>H NMR (400 MHz, CDCl<sub>3</sub>);  $\delta$  1.65 and 2.60 (s, 2H, –NCH<sub>2</sub>CH<sub>2</sub>OH); 2.55 and 2.59 (s, 6H, –NCH<sub>2</sub>(C<sub>6</sub>H<sub>4</sub>)CH<sub>3</sub>); 3.47 and 3.82 (m, 4H, –NCH<sub>2</sub>CH<sub>2</sub>OH); 5.17 and 5.29 (s, 4H, –NCH<sub>2</sub>CH<sub>2</sub>OH); 5.83 and 6.32 (s, 4H, –NCH<sub>2</sub>C<sub>6</sub>H<sub>4</sub>(CH<sub>3</sub>)); 6.93–7.66 (m, 16H, Ar-H). <sup>13</sup>C NMR (100 MHz, CDCl<sub>3</sub>);  $\delta$  19.8 and 22.3 (–NCH<sub>2</sub>(C<sub>6</sub>H<sub>4</sub>)CH<sub>3</sub>); 31.6 and 34.1 (–NCH<sub>2</sub>CH<sub>2</sub>OH); 47.8 and 50.4 (–NCH<sub>2</sub>(C<sub>6</sub>H<sub>5</sub>); 60.6 and 61.3 (–NCH<sub>2</sub>CH<sub>2</sub>OH); 111.3–112.5–123.4–123.5–126.6–126.9–127.8–127.9–128.1–128.3–128.8–130.4–130.7–133.1–133.3–134.4–134.6–135.1 and 135.5. (Ar-C); 180.3 and 180.7 (2-C-Pd).

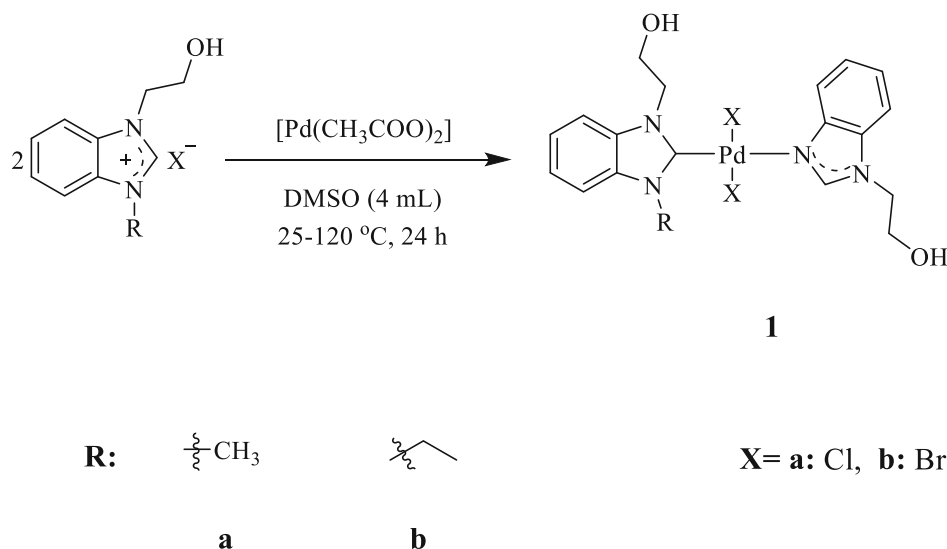
**2.1g Synthesis of cis/trans-dichlorobis[1-(2-hydroxyethyl)-3-(4-methylbenzyl)benzimidazol-2-ylidene]palladium(II), 2e:** This compound was prepared with the same procedure as that for **1a**. But the complex **2e** was prepared by using 1-(2-hydroxyethyl)-3-(4-methylbenzyl)benzimidazolium chloride (151 mg, 0.50 mmol) instead of 1-(2-hydroxyethyl)-3-methylbenzimidazolium chloride. Yield: 70% (124 mg). M.p. 224–225 °C;  $\nu_{\text{CN}}$ : 1407 cm<sup>-1</sup>;  $\nu_{\text{(O-H)}}$ : 3431 cm<sup>-1</sup>. Anal. Calc. for C<sub>34</sub>H<sub>36</sub>Cl<sub>2</sub>N<sub>4</sub>O<sub>2</sub>Pd: C: 57.52; H: 5.11; N: 7.89. Found: C: 57.51; H: 5.13; N: 7.86. <sup>1</sup>H NMR (400 MHz, CDCl<sub>3</sub>);  $\delta$  1.65 and 2.60 (s, 2H, –NCH<sub>2</sub>CH<sub>2</sub>OH); 2.27 and 2.34 (s, 6H, –NCH<sub>2</sub>(C<sub>6</sub>H<sub>4</sub>)CH<sub>3</sub>); 4.22 and 4.32 (m, 4H, –NCH<sub>2</sub>CH<sub>2</sub>OH); 4.93 and 5.14 (s, 4H, –NCH<sub>2</sub>CH<sub>2</sub>OH); 5.92 and 6.18 (s, 4H, –NCH<sub>2</sub>C<sub>6</sub>H<sub>4</sub>(CH<sub>3</sub>)); 7.03–7.55 (m, 16H, Ar-H). <sup>13</sup>C NMR (100 MHz, CDCl<sub>3</sub>);  $\delta$  21.1 and 21.2 (–NCH<sub>2</sub>(C<sub>6</sub>H<sub>4</sub>)CH<sub>3</sub>); 50.3 and 50.4 (–NCH<sub>2</sub>CH<sub>2</sub>OH); 52.2 and 52.4 (–NCH<sub>2</sub>(C<sub>6</sub>H<sub>5</sub>); 61.5 and 61.7 (–NCH<sub>2</sub>CH<sub>2</sub>OH); 110.3–110.5–120.7–111.5–111.6–111.9–123.1–123.3–123.7–127.3–127.7–129.4–129.6–132.4–132.5–134.3–134.4–134.6–134.9–137.6 and 137.8. (Ar-C); 181.0 and 181.2 (2-C-Pd).

**2.1h Synthesis of cis/trans-dichlorobis[1-(2-hydroxyethyl)-3-(2,4,6-trimethylbenzyl)benzimidazol-2-ylidene]palladium(II), 2f:** This compound was prepared with the same procedure as that for **1a**. But the complex **2f** was prepared by using 1-(2-hydroxyethyl)-3-(2,4,6-

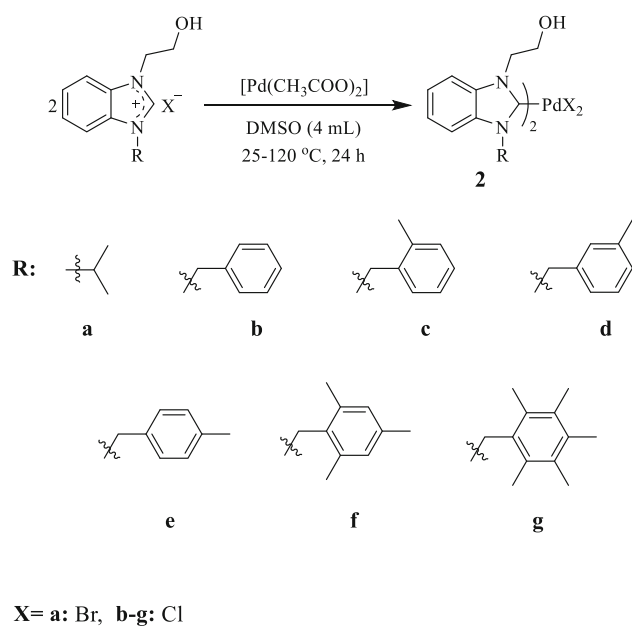
trimethylbenzyl)benzimidazolium chloride (165 mg, 0.50 mmol) instead of 1-(2-hydroxyethyl)-3-methylbenzimidazolium chloride. Yield: 76% (146 mg). M.p.: 236–238 °C;  $\nu_{\text{CN}}$ : 1399 cm<sup>-1</sup>;  $\nu_{\text{(O-H)}}$ : 3423 cm<sup>-1</sup>. Anal. Calc. for C<sub>38</sub>H<sub>44</sub>Cl<sub>2</sub>N<sub>4</sub>O<sub>2</sub>Pd: C: 59.57; H: 5.79; N: 7.31. Found: C: 59.63; H: 5.82; N: 7.36. <sup>1</sup>H NMR (400 MHz, CDCl<sub>3</sub>);  $\delta$  1.76 and 2.59 (s, 2H, –NCH<sub>2</sub>CH<sub>2</sub>OH); 2.25–2.29 and 2.32–2.39 (s, 9H, –NCH<sub>2</sub>C<sub>6</sub>H<sub>2</sub>(CH<sub>3</sub>)<sub>3</sub>); 4.02 and 4.28 (m, 4H, –NCH<sub>2</sub>CH<sub>2</sub>OH); 5.10 and 5.18 (t, 4H, *J* = 6 and 6 Hz –NCH<sub>2</sub>CH<sub>2</sub>OH); 5.29 and 5.32 (s, 4H, –NCH<sub>2</sub>C<sub>6</sub>H<sub>2</sub>(CH<sub>3</sub>)<sub>3</sub>); 6.33–7.39 (m, 12H, Ar-H). <sup>13</sup>C NMR (100 MHz, CDCl<sub>3</sub>);  $\delta$  20.9–21.0 and 22.3 (–NCH<sub>2</sub>C<sub>6</sub>H<sub>2</sub>(CH<sub>3</sub>)<sub>3</sub>); 30.4 and 34.1 (–NCH<sub>2</sub>CH<sub>2</sub>OH); 49.6 and 50.2 (–NCH<sub>2</sub>C<sub>6</sub>H<sub>4</sub>(CH<sub>3</sub>)<sub>3</sub>); 61.2 and 61.5 (–NCH<sub>2</sub>CH<sub>2</sub>OH); 110.2–110.4–111.3–112.5–111.9–122.8–123.0–123.3–123.7–127.5–128.0–128.1–128.3–128.5–134.2–134.5–134.7–138.4 and 138.5. (Ar-C); 180.9 and 182.3 (2-C-Pd).

**2.1i Synthesis of cis/trans-dichlorobis[1-(2-hydroxyethyl)-3-(2,3,4,5,6-pentamethylbenzyl)benzimidazol-2-ylidene]palladium(II), 2g:** This compound was prepared with the same procedure as that for **1a**. But the complex **2g** was prepared by using 1-(2-hydroxyethyl)-3-(2,3,4,5,6-pentamethylbenzyl)benzimidazolium chloride (180 mg, 0.50 mmol) instead of 1-(2-hydroxyethyl)-3-methylbenzimidazolium chloride. Yield: 71% (145 mg). M.p.: 245–246 °C;  $\nu_{\text{CN}}$ : 1396 cm<sup>-1</sup>;  $\nu_{\text{(O-H)}}$ : 3457 cm<sup>-1</sup>. Anal. Calc. for C<sub>42</sub>H<sub>52</sub>Cl<sub>2</sub>N<sub>4</sub>O<sub>2</sub>Pd: C: 61.35; H: 6.37; N: 6.81. Found: C: 61.39; H: 6.40; N: 6.84. <sup>1</sup>H NMR (400 MHz, CDCl<sub>3</sub>);  $\delta$  1.67 and 2.61 (s, 2H, –NCH<sub>2</sub>CH<sub>2</sub>OH); 2.11–2.13–2.20–2.23 and 2.27 (s, 30H, –NCH<sub>2</sub>C<sub>6</sub>(CH<sub>3</sub>)<sub>5</sub>); 3.75 and 4.44 (m, 4H, –NCH<sub>2</sub>CH<sub>2</sub>OH); 5.10 and 5.18 (t, 4H, *J* = 6 and 6 Hz –NCH<sub>2</sub>CH<sub>2</sub>OH); 6.22 and 6.32 (s, 4H, –NCH<sub>2</sub>C<sub>6</sub>(CH<sub>3</sub>)<sub>5</sub>); 6.94–7.81 (m, 8H, Ar-H). <sup>13</sup>C NMR (100 MHz, CDCl<sub>3</sub>);  $\delta$  16.5–16.6–16.8–17.0–17.1 and 17.2 (–NCH<sub>2</sub>C<sub>6</sub>(CH<sub>3</sub>)<sub>5</sub>); 49.7 and 50.0 (–NCH<sub>2</sub>CH<sub>2</sub>OH); 64.7 and 64.8 (–NCH<sub>2</sub>C<sub>6</sub>(CH<sub>3</sub>)<sub>5</sub>); 61.0 and 61.2 (–NCH<sub>2</sub>CH<sub>2</sub>OH); 110.9–111.8–122.5–122.5–122.8–127.8–128.2–132.5–132.7–132.9–133.3–133.4–133.7–135.0–135.1 and 135.4. (Ar-C); 181.8 and 181.9 (2-C-Pd).

**2.1j General method for direct arylation of 2-n-butylfuran and 2-n-butylthiophene with aryl halides:** The derivatives of heteroaryl (2-n-butylfuran and 2-n-butylthiophene) (2 mmol), the derivatives of aryl chloride/bromide (4-chloroacetophenone, 4-chloroanisole, 4-bromoacetophenone, 4-bromoanisole) (1 mmol), KOAc (1 mmol) and the *N*-coordinate-Pd(II)(NHC) complexes **1a–b** or bis(NHC)Pd(II) complexes **2a–g** (0.3% mmol) were dissolved in *N,N*-dimethylacetamide (DMAc) (2 mL) in a small Schlenk tube as described in the literature.<sup>42,43,52</sup> The reaction mixture was stirred in an oil bath at 130 °C for 1 h/16 h. The solvent was removed under vacuum. The mixture was purified by using the column chromatography (silica gel 60–120 mesh) with ethylacetat/*n*-hexane (1:5) as eluent to obtain the pure product. The purity of the



**Scheme 1.** Synthesis of 2-hydroxyethyl substituted *N*-coordinate-Pd(II)(NHC) complexes **1a–b**.



**Scheme 2.** Synthesis of 2-hydroxyethyl substituted bis(NHC)Pd(II) complexes **2a–g**.

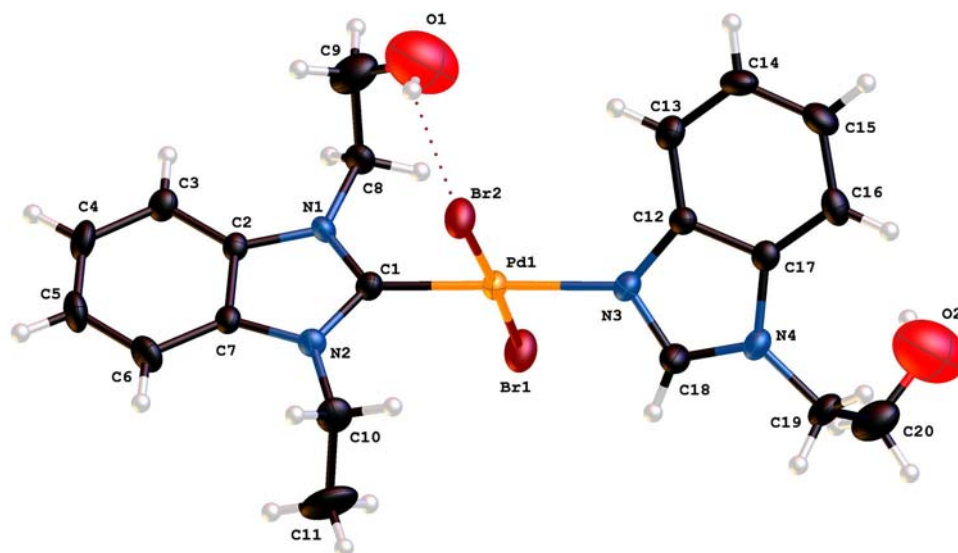
compounds was checked by gas chromatography (GC). The conversions were calculated by taking into account the conversion of the aryl bromides to the products.

### 3. Results and Discussion

#### 3.1 Synthesis of *N*-coordinate-Pd(II)(NHC) complexes (**1a–b**) and bis(NHC)Pd(II) Complexes (**2a–g**)

The 2-hydroxyethyl substituted *N*-coordinate-Pd(II)(NHC) complexes **1a–b** and bis(NHC)Pd(II)

complexes **2a–g** were synthesized from the reaction of NHC precursors and palladium acetate. The 2-hydroxyethyl substituted NHC precursors and palladium acetate [Pd(CH<sub>3</sub>COO)<sub>2</sub>] were used to obtain all the desired complexes that have been illustrated in Schemes 1 and 2. The *N*-coordinate-Pd(II)(NHC) complexes **1a–b** and bis(NHC)Pd(II) complexes **2a–g** were prepared by mixing 1-alkyl(or aryl)-3-(2-hydroxyethyl)benzimidazolium salts with 0.5 equivalents palladium acetate [Pd(CH<sub>3</sub>COO)<sub>2</sub>] in dimethylsulfoxide (4 mL). The reaction mixture was stirred at 25–120 °C temperature for 24 h. All the complexes (**1a–b** and **2a–g**) were obtained as a yellow and white solid in 69% to 78% yield. The air and moisture stable complexes (**1a–b** and **2a–g**) are soluble both in polar solvents such as dimethylformamide, dimethylsulfoxide and in halogenated solvents such as dichloromethane and chloroform. The formations of the 2-hydroxyethyl substituted complexes (**1a–b** and **2a–g**) were confirmed by FT-IR, <sup>1</sup>H NMR and <sup>13</sup>C NMR spectroscopic methods and elemental analysis techniques. The conditions of this experiment indicated the formation of the unexpected novel *N*-coordinate-Pd(II)(NHC) complexes.<sup>32,33</sup> In the <sup>1</sup>H NMR spectra, a characteristic proton peak at the 2-position (NCHN) of the 2-hydroxyethyl substituted *N*-coordinate-Pd(II)(NHC) complexes **1a–b** was detected, which appeared highly downfield shifted singlets δ 8.50 and 9.06–9.10 ppm in the <sup>1</sup>H NMR spectra, respectively. In the <sup>13</sup>C NMR spectra, the 2-CH resonances of the novel *N*-coordinate-Pd(II)(NHC) complexes appeared highly downfield shifted at 144.3 and 143.8 ppm for **1a–b**, respectively. Also, the conditions of this experiment indicated the formation of the expected



**Figure 1.** Molecular structure of complex **1b** with ellipsoids drawn at 30% probability level. Selected bond lengths (Å) and angles (°): Pd1–Br1 2.4260(11), Pd1–Br2 2.4426(11), Pd1–C1 1.959(7), Pd1–N3 2.080(6), O1–C9 1.398(9), O2–C20 1.386(8); Br1–Pd1–Br2 176.73(4), N3–Pd1–C1 177.9(3), Br1–Pd1–C1 91.0(2), Br1–Pd1–N3 90.48(18), Br2–Pd1–C1 85.8(2), Br2–Pd1–N3 92.75(18), C1–N1–C8 125.5(6), N1–C8–C9 113.2(8), O1–C9–C8 111.1(11), C1–N2–C10 125.9(6), N2–C10–C11 112.8(7), N4–C19–C20 113.6(7), O2–C20–C19 110.4(12).

bis(NHC)Pd(II) complexes. In the  $^{13}\text{C}$  NMR spectra, the Pd- $\text{C}_{\text{carbene}}$  resonances of the bis(NHC)Pd(II) complexes appeared highly downfield shifted at  $\delta$  178.9–180.9, 181.3–182.0, 189.8–190.0, 180.3–180.7, 181.0–181.2, 180.9–182.3 and 181.8–181.9 ppm for **2a–g**, respectively. It was observed that the chemical shifts of carbene peaks in the  $^{13}\text{C}$  NMR spectra of the *N*-coordinate-Pd(II)(NHC) complexes **1a–b** and the bis(NHC)Pd(II) complexes **2a–g** were different. FT-IR data clearly indicated the presence of  $\nu(\text{CN})$  (for  $\text{C}_{\text{carbene}}$ ) at 1458 and 1448 of  $\nu(\text{CN})$  (for  $\text{C}_{\text{NHCprecursor}}$ ) at 1517 and 1517  $\text{cm}^{-1}$  for the *N*-coordinate-Pd(II)(NHC) complexes (**1a–b**), respectively. The FT-IR data clearly indicated the presence of  $\nu(\text{CN})$  (for  $\text{C}_{\text{carbene}}$ ) at 1400 and 1416  $\text{cm}^{-1}$  for the *N*-coordinate-Pd(II)(NHC) complexes (**1a–b**), respectively. The FT-IR data clearly indicated the presence of  $\nu(\text{CN})$  at 1403, 1411, 1401, 1410, 1407, 1399 and 1396  $\text{cm}^{-1}$  for the bis(NHC)Pd(II) complexes (**2a–g**), respectively. The FT-IR data clearly indicated the presence of  $\nu(\text{OH})$  at 3412, 3404, 3381, 3423, 3404, 3404, 3430, 3423 and 3457  $\text{cm}^{-1}$  for all complexes (**1a–b**) and (**2a–g**), respectively. The results of the elemental analysis, which is one of the analytical techniques used to prove the synthesis of compounds, were evaluated and it was observed that the calculated values were very close to the found values. These spectroscopic data are consistent with the literature.<sup>41</sup> In this study, the single crystal of the synthesized novel *N*-coordinate-Pd(II)(NHC) complex **1b** was obtained by the

X-ray diffraction method. Thus, the structure of the complex **1b** was confirmed.

### 3.2 Structural description of *1b*

Complex **1b** crystallizes in the triclinic crystal system with  $P\bar{1}$  space group. Figure 1 presents the molecular and crystal structure of the complex along with the number of the atoms. The palladium centre has a typical *square planar* geometry with a slight tetrahedral distortion. The environment of the metal centre consists of two bromide atoms in the *trans*-positions and two NHC ligands, coordinated to the palladium *via* nitrogen and carbon atoms. Also, two disordered hydroxyethyl groups are bound to the NHC ligands. Trans angles [176.73(4) and 177.9(3)°] around the Pd atom prove the distortion from the regular *square planar* coordination. The PdBr<sub>2</sub>CN coordination plane is almost planar with an r.m.s. deviation of 0.018 Å. The Pd–Br distances are compatible with the many other *trans*-PdBr<sub>2</sub> complexes.<sup>28,49–51</sup>

In the crystal structure of the complex, molecules connect to each other through the intermolecular C18–H18...O1<sup>i</sup> hydrogen bonds to form an infinite chain along the *a*-axis. On the *c* axis, molecules stack as sheets *via* the C15–H15...O2<sup>ii</sup> hydrogen bonding interactions. The intramolecular O1–H1...Br2 hydrogen bond is also responsible for the stabilization of the

**Table 2.** The intra- and intermolecular hydrogen bonds of the complex **1b** (Å, °).

D–H...A	D–H	H...A	D...A	D–H...A
O1–H1...Br2	0.82	2.71	3.434(14)	148
C18–H18...O1 <sup>i</sup>	0.93	2.59	3.438(17)	151
C15–H15...O2 <sup>ii</sup>	0.93	2.78	3.706(14)	175

**Symmetry codes:** (i) 1 + x, y, z; (ii) 1 – x, – y, 1 – z.

crystal structure (Table 2). Within the sheets, by means of these hydrogen-bonding interactions  $R_6^6(32)$ ,  $R_4^4(36)$ ,  $R_2^2(16)$ , S(8) loops and C(7), C(9) chains are apparent in Figure 2.<sup>51</sup>

### 3.3 Proposed catalytic cycle for *N*-coordinate-*Pd*(II)(NHC) and Bis(NHC)*Pd*(II) complexes

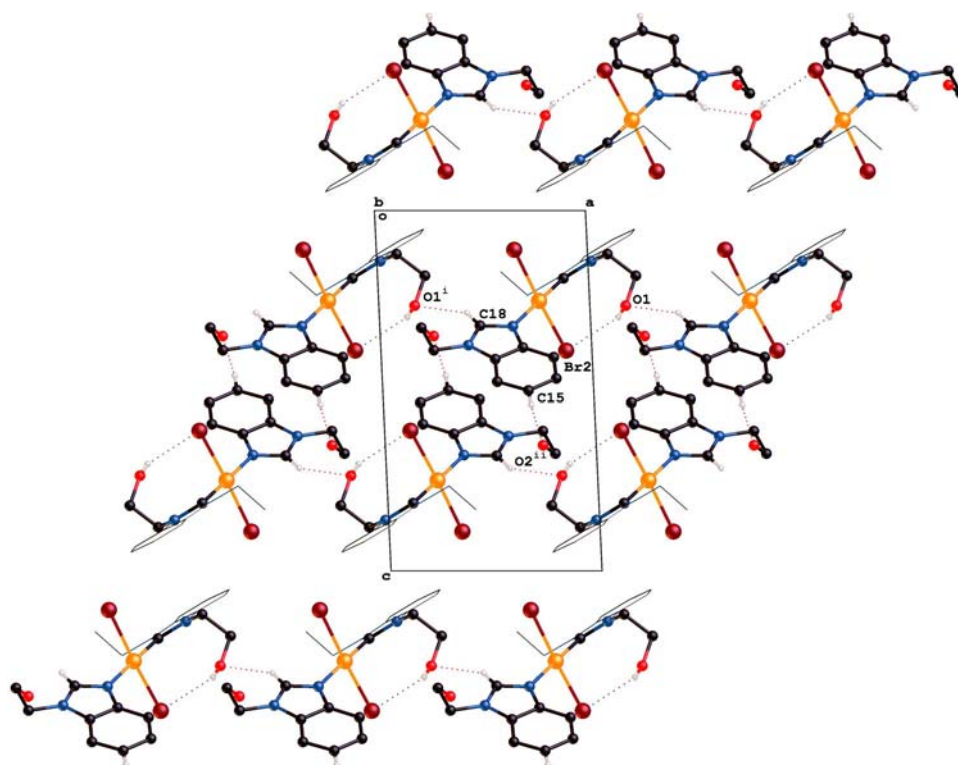
The proposed general catalytic cycle is illustrated in Scheme 3. In here, the catalytic cycle begins with pre-activation of the complex. Firstly, the oxidative addition of the aryl chloride/bromide to the pre-activated complex takes place. Then, the ligand exchange occurs by using the base ( $K_2CO_3$ ). In this step is considerable

the character of the base. Then, 2-*n*-butylfuran or 2-*n*-butylthiophene molecules are added to the Pd-(NHC) complexes for activation of C–H at position 5. Finally, C5-arylated furan/thiophene product has been obtained by the result of reductive elimination. In the final step, the steric bulk of the Pd-(NHC) complex facilitates the formation of the arylated furan/thiophene product.<sup>53,54</sup>

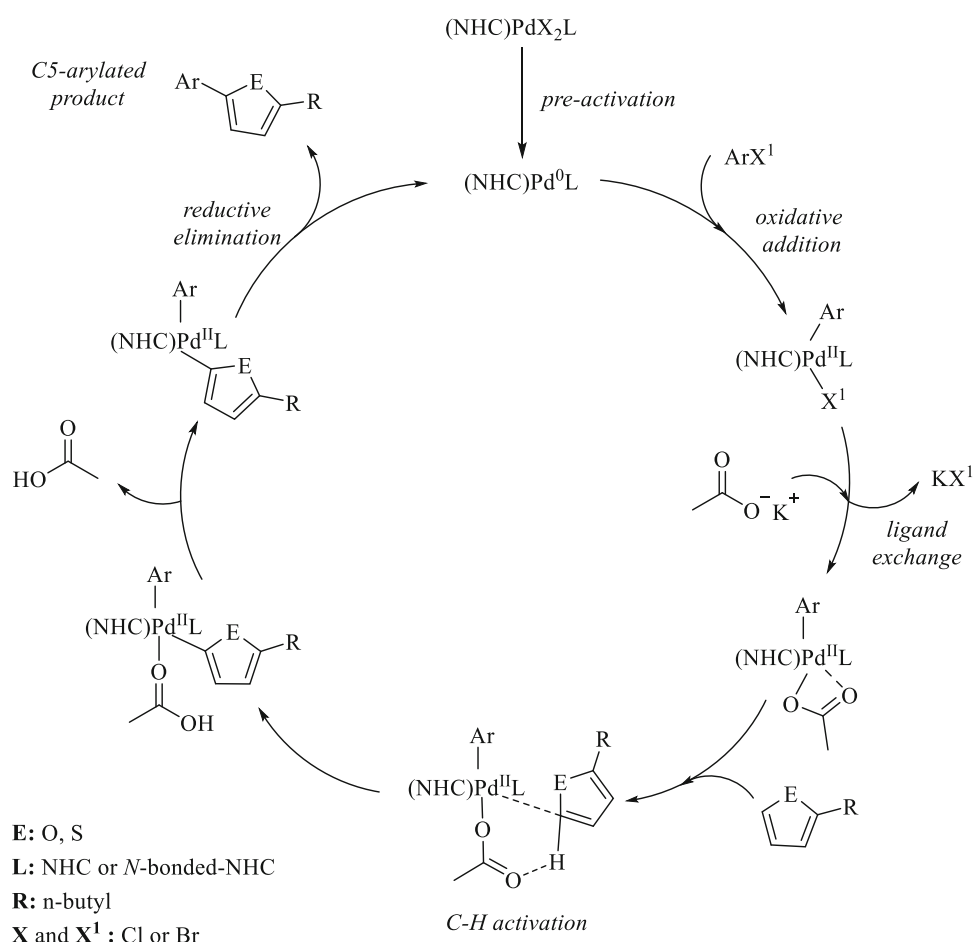
The electronic properties of Pd-(NHC) complexes have been provided by the alkyl substituents attached to the N atom. This effect provides the stability of the occurring complex in the catalytic cycle. Also, the steric bulk of the ligand facilitates the reductive elimination in the catalytic cycle. In this study; the catalytic activities of bis(NHC)Pd(II) complexes were higher than the catalytic activities of *N*-coordinate-Pd(II)(NHC) complexes due to the steric bulk of bis(NHC)Pd(II) complexes that it may facilitate reductive elimination in the catalytic cycle.

### 3.4 Direct arylation of 2-*n*-butylfuran and 2-*n*-butylthiophene with various aryl halides

All complexes (**1a–b** and **2a–g**) that contain 2-hydroxyethyl substituent may increase the solubility in the polar solvent (DMAc). Moreover, the electronic effects of the hydroxyl (OH) group may increase the



**Figure 2.** Graphical representation of the stacking molecules for *trans*-dibromoPd(II) complex **1b**. The environment of the metal center and the atoms, which play a role on the graph-set motifs are drawn as ball and stick style, while the rest are as wireframe drawing style. For the sake of clarity, hydrogen atoms not involved in bonding are omitted.



**Scheme 3.** Proposed catalytic cycle for the direct C–H bond arylation for N-coordinate-Pd(II)(NHC) and bis(NHC)Pd(II) Complexes.

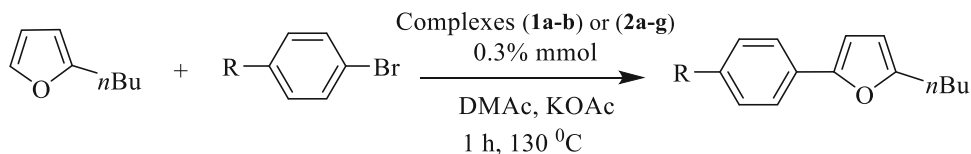
stability of the intermediate formed by the ligand exchange in the catalytic cycle (Scheme 3). Thus, we can think that both properties increase the catalytic activity of complexes.

We have examined the direct arylation reactions of para-substituted aryl halides (chloride/bromide) with 2-*n*-butylfuran and 2-*n*-butylthiophene in the presence of the *N*-coordinate-Pd(II)(NHC) complexes **1a–b** and the bis(NHC)Pd(II) complexes **2a–g** as catalysts. Firstly, we examined the reaction of 2-*n*-butylfuran with 4-bromoacetophenone and 4-bromoanisole by using complexes **1a–b** and **2a–g** as the catalysts. When the effects of **1a–b** in the formation of the products **3** and **4** were analyzed, the conversions were observed at 91–97% and 62–63% respectively (Table 3). When the effects of **2a–g** in the formation of the products **3** and **4** were analyzed, the conversions were observed at 95–99% and 75–98% respectively (Table 3). The bis(NHC)Pd(II) complexes **2a–g** demonstrated higher conversions than the *N*-coordinate-Pd(II)(NHC) complexes **1a–b**. When the bis(NHC)Pd(II) complexes **2a–g** are used as the catalyst, the desired product **3** was

obtained in the excellent conversion in the arylation reaction of 2-*n*-butyl furan with 4-bromoacetophenone. But, the conversions obtained from the reaction of 4-bromoanisole with 2-*n*-butylfuran are lower for the arylation product **4** (Table 3). When the *N*-coordinate-Pd(II)(NHC) complexes **1a–b** were compared with them, the conversions for the product **3** were higher while the conversions for the products **4** were obtained lower (Table 3). These results show the electron-withdrawing group (-COCH<sub>3</sub>) exhibits higher conversions than the electron-donating group (-OCH<sub>3</sub>) in the para position (Table 3).

Secondly, the arylation reaction of 2-*n*-butylthiophene with 4-bromoacetophenone and 4-bromoanisole were examined by using all complexes **1a–b** and **2a–g** as the catalyst. When the effects of **1a–c** in the formation of the products **5** and **6** were analyzed, the conversions were observed at 89–91% and 63–69% respectively (Table 4). When the effects of **2a–g** in the formation of the products **5** and **6** were analyzed, the conversions were observed at 87–99% and 66–93% respectively (Table 4). When the *N*-coordinate-



**Table 3.** *N*-coordinate-Pd(II)(NHC) complexes (**1a–b**) and bis(NHC)Pd(II) complexes (**2a–g**) catalyzed direct arylation of 2-*n*-butylfuran by using aryl bromides.

Entry	R	Product	Cat.	% Conv.		
1			<b>1a</b>	91		
2			<b>1b</b>	97		
3			<b>2a</b>	95		
4	-COCH <sub>3</sub>	 <b>3</b>	<b>2b</b>	>99		
5			<b>2c</b>	>99		
6			<b>2d</b>	>99		
7			<b>2e</b>	>99		
8			<b>2f</b>	>99		
9			<b>2g</b>	>99		
10					<b>1a</b>	63
11					<b>1b</b>	62
12					<b>2a</b>	75
13	-OCH <sub>3</sub>	 <b>4</b>	<b>2b</b>	94		
14			<b>2c</b>	79		
15			<b>2d</b>	82		
16			<b>2e</b>	98		
17			<b>2f</b>	78		
18			<b>2g</b>	77		

**Reaction conditions:** 2-*n*-butylfuran (2 mmol), aryl bromide (1 mmol), *N*-coordinate-Pd(II)(NHC) complexes (**1a–b**) or bis(NHC)Pd(II) complexes (**2a–g**) (0.3% mmol), KOAc (1 mmol), DMAc (2 mL), 130 °C, 1 h, product purity was checked by GC and NMR, conversions were calculated according to aryl bromide.

Pd(II)(NHC) complexes **1a–b** are used as the catalysts, better conversions were obtained in the arylation reaction of 4-bromoacetophenone and 2-*n*-butylthiophene. When the bis(NHC)Pd(II) complexes **2a–g** are used as the catalysts, excellent conversions were obtained in the arylation reaction of 4-bromoacetophenone and 2-*n*-butylthiophene (Table 4). But, the conversions obtained from the reaction of 4-bromoanisole with 2-*n*-butylthiophene for all complexes **1a–b** and **2a–g** are

lower in the arylation products (Table 4). These results show that the electron-withdrawing group (-COCH<sub>3</sub>) exhibits higher conversions than the electron-donating group (-OCH<sub>3</sub>) in the para position (Table 4). The bis(NHC)Pd(II) complexes **2a–g** showed higher conversions than the *N*-coordinate-Pd(II)(NHC) complexes **1a–b**. In general, 2-*n*-butylfuran exhibited higher conversions than 2-*n*-butylthiophene with the same aryl bromide (Table 3, 4).

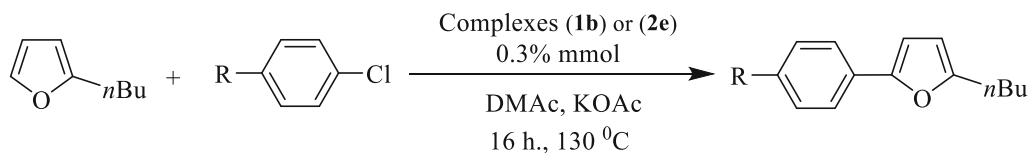
**Table 4.** *N*-coordinate-Pd(II)(NHC) complexes (**1a–b**) and bis(NHC)Pd(II) complexes (**2a–g**) catalyzed direct arylation of 2-*n*-butylthiophene by using aryl bromides.

Entry	R	Product	Cat.	% Conv.	
1			<b>1a</b>	89	
2			<b>1b</b>	91	
3			<b>2a</b>	87	
4		 <b>5</b>	<b>2b</b>	>99	
5	-COCH <sub>3</sub>		<b>2c</b>	>99	
6			<b>2d</b>	>99	
7			<b>2e</b>	98	
8			<b>2f</b>	>99	
9			<b>2g</b>	>99	
10				<b>1a</b>	63
11				<b>1b</b>	69
12				<b>2a</b>	66
13		 <b>6</b>	<b>2b</b>	74	
14	-OCH <sub>3</sub>		<b>2c</b>	86	
15			<b>2d</b>	83	
16			<b>2e</b>	76	
17			<b>2f</b>	93	
18			<b>2g</b>	78	

**Reaction conditions:** 2-*n*-butylthiophene (2 mmol), aryl bromide (1 mmol), *N*-coordinate-Pd(II)(NHC) complexes (**1a–b**) or bis(NHC)Pd(II) complexes (**2a–g**) (0.3% mmol), KOAc (1 mmol), DMac (2 mL), 130 °C, 1 h, product purity was checked by GC and NMR, conversions were calculated according to aryl bromide.

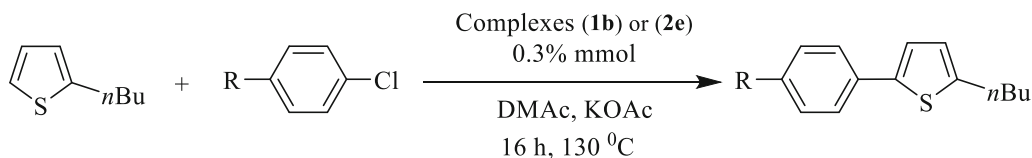
Finally, when alkyl/aryl chloride used, the conversion of arylation product was obtained less than alkyl/aryl bromide (Table 5, 6). The experiments were carried out with the *N*-coordinate-Pd(II)(NHC) complex **1b** and the bis(NHC)Pd(II) complex **1e** at 16 h. We examined the arylation reaction of 2-*n*-butylfuran with 4-chloroacetophenone and 4-chloroanisole by using the complexes **1b** and **2e** as the catalyst. When the

effect of the *N*-coordinate-Pd(II)(NHC) complex **1b** was analyzed in the formation of the product **3** and **4**, the conversions were observed at 89% and 63%, respectively (Table 5). When the effect of the bis(NHC)Pd(II) complex **2e** was analyzed in the formation of the product **3** and **4**, the conversions were observed at 99% and 68%, respectively (Table 5). When the effect of the *N*-coordinate-Pd(II)(NHC)

**Table 5.** *N*-coordinate-Pd(II)(NHC) complex **1b** and bis(NHC)Pd(II) complex **2e** catalyzed direct arylation of 2-*n*-butylfuran by using aryl chlorides.

Entry	R	Product	Cat.	% Conv.
1	-COCH <sub>3</sub>		<b>1b</b>	89
2	-COCH <sub>3</sub>		<b>2e</b>	99
3	-OCH <sub>3</sub>		<b>1b</b>	63
4	-OCH <sub>3</sub>		<b>2e</b>	68

**Reaction conditions:** 2-*n*-butylfuran (2 mmol), aryl bromide (1 mmol), *N*-coordinate-Pd(II)(NHC) complex (**1b**) or bis(NHC)Pd(II) complex (**2e**) (0.3% mmol), KOAc (1 mmol), DMAc (2 mL), 130 °C, 16 h, product purity was checked by GC and NMR, conversions were calculated according to aryl chloride.

**Table 6.** *N*-coordinate-Pd(II)(NHC) complex **1b** and bis(NHC)Pd(II) complex **2e** catalyzed direct arylation of 2-*n*-butylthiophene by using aryl chlorides.

Entry	R	Product	Cat.	%Conv.
1	-COCH <sub>3</sub>		<b>1b</b>	54
2	-COCH <sub>3</sub>		<b>2e</b>	67
3	-OCH <sub>3</sub>		<b>1b</b>	41
4	-OCH <sub>3</sub>		<b>2e</b>	51

**Reaction conditions:** 2-*n*-butylthiophene (2 mmol), aryl bromide (1 mmol), *N*-coordinate-Pd(II)(NHC) complex (**1b**) or bis(NHC)Pd(II) complex (**2e**) (0.3% mmol), KOAc (1 mmol), DMAc (2 mL), 130 °C, 16 h, product purity was checked by GC and NMR, conversions were calculated according to aryl chloride.

complex **1b** was analyzed in the formation of the product **5** and **6**, the conversions were observed at 54% and 41%, respectively (Table 5). When the effect of the bis(NHC)Pd(II) complex **2e** was analyzed in the formation of the product **5** and **6**, the conversions were observed at 67% and 51%, respectively (Table 6). When chlorinated substrates are used, it has become even more pronounced difference between the arylation reaction involving 2-*n*-butylfuran and 2-*n*-butylthiophene compounds. The synthesized complexes have been highly active catalysts in our study when compared to the similar studies related to bis(NHC)Pd(II) complexes published.<sup>43, 55–62</sup>

#### 4. Conclusions

As a result, we reported the synthesis of the two *N*-coordinate-Pd(II)(NHC) complexes **1a–b** and the seven 2-hydroxyethyl substituted bis(NHC)Pd(II) complexes **2a–g**. All complexes (**1a–b** and **2a–g**) were prepared from the 2-hydroxyethyl substituted NHC precursors and palladium acetate. The catalytic activity of these complexes (**1a–b** and **2a–g**) have been investigated that they are more efficient and stable catalysts for the direct arylation reactions of 2-*n*-butylfuran and 2-*n*-butylthiophene with aryl chloride/bromide. The molecular and crystal structure of the complex **1b** is determined by single-crystal X-ray diffraction method. X-ray structural analysis shows that the metal coordination environment of the complex features slightly distorted square planar geometry, in which the C- and N-bounded NHC ligands, and the bromide atoms are trans to each other.

#### Supplementary Information (SI)

Crystallographic data as .cif files for the structures reported in this paper have been deposited at the Cambridge Crystallographic Data Center with CCDC 1888300 for **1b**. Copies of the data can be obtained free of charge at <http://www.ccdc.cam.ac.uk/conts/retrieving.html> or from the Cambridge Crystallographic Data Center, 12, Union Road, Cambridge CB2 1EZ, UK. Fax: (+44) 1223-336-033, email: deposit@ccdc.cam.ac.uk.

#### Acknowledgements

The authors acknowledge Dokuz Eylul University for the use of the Oxford Rigaku Xcalibur Eos Diffractometer (purchased under University Research Grant No: 2010.KB.FEN.13). The authors thank the Inonu University Faculty of Science Department of Chemistry for the spectroscopy and characterization of compounds.

#### Compliance with ethical standards

**Conflicts of interest** There are no conflicts of interest to declare.

#### References

- (a) Wanzlick H-W and Schönherr H-J 1968 Direct synthesis of a mercury salt-carbene complex *Angew. Chem. Int. Ed. Engl.* **7** 141; (b) Öfele K 1968 1,3-Dimethyl-4-imidazolinylden-(2)-pentacarbonylchrom ein neuer Übergangsmetall-carben-komplex *J. Organomet. Chem.* **12** 42
- Arduengo III J, Harlow R L and Kilne M 1991 A stable crystalline carbene *J. Am. Chem. Soc.* **113** 361
- Hahn F E and Jahnke M C 2008 Heterocyclic carbenes: synthesis and coordination chemistry *Angew. Chem. Int. Ed.* **47** 3122
- Lazreg F, Nahra F and Cazin C S J 2015 Copper–NHC complexes in catalysis *Coord. Chem. Rev.* **293** 48
- Hopkinson M N, Richter C, Schedler M and Glorius F 2014 An overview of N-heterocyclic carbenes *Nature* **510** 485
- Diez-Gonzalez S, Marion N and Nolan S P 2009 N-heterocyclic carbenes in late transition metal catalysis *Chem. Rev.* **109** 3612
- Nelson D J 2015 Accessible syntheses of late transition metal (Pre) catalysts bearing n-heterocyclic carbene ligands *Eur. J. Inorg. Chem.* **12** 2012
- Benhamou L, Chardon E, Lavigne G, Bellemin-Laponnaz S and Cesar V 2011 Synthetic routes to N-heterocyclic carbene precursors *Chem. Rev.* **111** 2705
- Grundemann S, Kovacevic A, Albrecht M, Faller J W and Crabtree R H 2001 Abnormal binding in a carbene complex formed from an imidazolium salt and a metal hydride complex *Chem. Commun.* **21** 2274
- Schuster O, Yang L, Raubenheimer H G and Albrecht M 2009 Beyond conventional N-heterocyclic carbenes: abnormal, remote, and other classes of NHC ligands with reduced heteroatom stabilization *Chem. Rev.* **109** 3445
- Albrecht M 2008 C4-bound imidazolylidenes: from curiosities to high-impact carbene ligands *Chem. Commun.* **31** 3601
- Droge T and Glorius F 2010 The Measure of All Rings—N-Heterocyclic Carbenes *Angew. Chem. Int. Ed.* **49** 6940
- Nelson D J and Nolan S P 2013 Quantifying and understanding the electronic properties of N-heterocyclic carbenes *Chem. Soc. Rev.* **42** 6723
- Budagumpi S, Haque R A and Salman A W 2012 Stereochemical and structural characteristics of single- and double-site Pd(II)–N-heterocyclic carbene complexes: Promising catalysts in organic syntheses ranging from CC coupling to olefin polymerizations *Coord. Chem. Rev.* **256** 1787
- Kuhl O 2007 The chemistry of functionalised N-heterocyclic carbenes *Chem. Soc. Rev.* **36** 592
- Trzeciak A M and Ziolkowski J J 2005 Structural and mechanistic studies of Pd-catalyzed CC bond

- formation: The case of carbonylation and Heck reaction *Coord. Chem. Rev.* **249** 2308
17. Aktaş A and Gök Y 2014 4-Vinylbenzyl-substituted silver(I) N-heterocyclic carbene complexes and ruthenium(II) N-heterocyclic carbene complexes: synthesis and transfer hydrogenation of ketones *Transit. Met. Chem.* **39** 925
  18. Aktaş A and Gök Y 2015 N-Propylphthalimide-Substituted Silver(I) N-Heterocyclic Carbene Complexes and Ruthenium(II) N-Heterocyclic Carbene Complexes: Synthesis and Transfer Hydrogenation of Ketones *Catal. Lett.* **145** 631
  19. Aktaş A, Barut Celepci D, Gök Y and Aygün M 2018 2-Hydroxyethyl-Substituted Pd-PEPSI Complexes: Synthesis, Characterization and the Catalytic Activity in the Suzuki-Miyaura Reaction for Aryl Chlorides in Aqueous Media *ChemistrySelect* **3** 9974
  20. Gök Y, Aktaş A, Sarı Y and Erdoğan H 2019 2-methyl-1,4-benzodioxan-substituted bis(NHC)PdX<sub>2</sub> complexes: Synthesis, characterization and the catalytic activity in the direct arylation reaction of some 2-alkyl-heterocyclic compounds *J. Iran. Chem. Soc.* **16** 423
  21. Aktaş A, Erdemir F, Barut Celepci D, Gök Y and Aygün M 2019 Mixed phosphine/N-heterocyclic carbene-palladium complexes: synthesis, characterization, crystal structure and application in the Sonogashira reaction in aqueous media *Transit. Met. Chem.* **44** 229
  22. Aktaş A, Taslimi P, Gök Y and Gülçin İ 2017 Novel NHC Precursors: Synthesis, Characterization, and Carbonic Anhydrase and Acetylcholinesterase Inhibitory Properties *Arch. Pharm. Chem. Life Sci.* **350** e201700045
  23. Sarı Y, Aktaş A, Taslimi P, Gök Y and Gülçin İ 2017 Novel N-propylphthalimide- and 4-vinylbenzyl-substituted benzimidazole salts: Synthesis, characterization, and determination of their metal chelating effects and inhibition profiles against acetylcholinesterase and carbonic anhydrase enzymes *J. Biochem. Mol. Toxicol.* **32** e22009
  24. Erdemir F, Barut Celepci D, Aktaş A, Taslimi P, Gök Y, Karabıyık H and Gülçin İ 2018 2-Hydroxyethyl substituted NHC precursors: Synthesis, characterization, crystal structure and carbonic anhydrase,  $\alpha$ -glycosidase, butyrylcholinesterase, and acetylcholinesterase inhibitory properties *J. Mol. Struct.* **1155** 797
  25. Türker F, Barut Celepci D, Aktaş A, Taslimi P, Gök Y, Aygün M and Gülçin İ 2018 meta-Cyanobenzyl substituted benzimidazolium salts: Synthesis, characterization, crystal structure and carbonic anhydrase,  $\alpha$ -glycosidase, butyrylcholinesterase, and acetylcholinesterase inhibitory properties *Arch. Pharm. Chem. Life Sci.* **351** 1800029
  26. Behçet A, Çağlılar T, Barut Celepci D, Aktas A, Taslimi P, Gök Y, Aygün M, Kaya R and Gülçin İ 2018 Synthesis, characterization and crystal structure of 2-(4-hydroxyphenyl)ethyl and 2-(4-nitrophenyl)ethyl Substituted Benzimidazole Bromide Salts: Their inhibitory properties against carbonic anhydrase and acetylcholinesterase *J. Mol. Struct.* **1170** 160
  27. Aktas A, Abbas Ali Noma S, Barut Celepci D, Erdemir F, Gök Y and Ateş B 2019 New 2-hydroxyethyl substituted N-Heterocyclic carbene precursors: Synthesis, characterization, crystal structure and inhibitory properties against carbonic anhydrase and xanthine oxidase *J. Mol. Struct.* **1184** 487
  28. Aktaş A, Barut Celepci D, Kaya R, Taslimi P, Gök Y, Aygün M and Gülçin İ 2019 Novel morpholine liganded Pd-based N-heterocyclic carbene complexes: synthesis, characterization, crystal structure, antidiabetic and anticholinergic properties *Polyhedron* **159** 345
  29. Kaloğlu M, Kaloğlu N and Özdemir İ 2018 Direct C-H Bond Activation of Benzoxazole and Benzothiazole with Aryl Bromides Catalyzed by Palladium(II)-N-heterocyclic Carbene Complexes *Chin. J. Chem.* **36** 837
  30. Kaloğlu M and Özdemir İ 2018 Palladium(II)-N-Heterocyclic Carbene Complexes: Efficient Catalysts for the Direct C-H Bond Arylation of Furans with Aryl Halides *Appl. Organomet. Chem.* **32** e4399
  31. Kaloğlu M and Özdemir İ 2018 Palladium (II)-N-heterocyclic carbene-catalyzed direct C<sub>2</sub>-or C<sub>5</sub>-arylation of thiazoles with aryl bromides *Tetrahedron* **74** 2837
  32. Han Y, Hong Y-T and Huynh H V 2008 Ag (I) and Pd (II) complexes of a 1, 3-dibenzhydryl substituted benzannulated N-heterocyclic carbene: Unexpected rearrangement, structures and catalytic studies *J. Organomet. Chem.* **693** 3159
  33. Landaeta V R, Rodríguez-Lugo R E, Rodríguez-Arias E N, Coll-Gómez D S and González T 2010 Studies on the coordination chemistry of methylated xanthenes and their imidazolium salts. Part 1: benzyl derivatives *Trans. Met. Chem.* **35** 165
  34. Aktaş A, Akkoç S and Gök Y 2013 Palladium catalyzed Mizoroki-Heck and Suzuki-Miyaura reactions using naphthalenomethyl-substituted imidazolidin-2-ylidene ligands in aqueous media *J. Coord. Chem.* **66** 2901
  35. del Pozo J, Salas G, Álvarez R, Casares JA and Espinet Pablo 2016 The Negishi Catalysis: Full Study of the Complications in the Transmetalation Step and Consequences for the Coupling Products *Organometallics* **35** 3604
  36. Cordovilla C, Bartolomé C, Ma Martínez-Illarduya J and Espinet P 2015 The Stille Reaction, 38 Years Later *ACS Catal.* **5** 3040
  37. Mitsui T, Sugihara M, Tokoro Y and Fukuzawa S 2015 Synthesis of adamantyl substituted 1,2,3-triazol-5-ylidene ligands and their PEPSI-type palladium complexes *Tetrahedron* **71** 1509
  38. Thankachan A P, Sindhu K S, Ujwaldev S M and Anilkumar G 2017 Synthesis of substituted benzofurans and indoles by Zn-catalyzed tandem Sonogashira-cyclization strategy *Tetrahedron Lett.* **58** 536
  39. Valente C, Calimsiz S, Hoi K H, Mallik D, Sayah M and Organ M G 2012 The development of bulky palladium nhc complexes for the most-challenging cross-coupling reactions *Angew. Chem. Int. Ed.* **51** 3314
  40. Winkler A, Brandhorst K, Freytag M, Jones P G and Tamm M 2016 Palladium(II) complexes with anionic N-heterocyclic carbene-borate ligands as catalysts for the amination of aryl halides *Organometallics* **35** 1160
  41. Sarı Y, Aktaş A, Barut Celepci D, Gök Y and Aygün M 2017 Synthesis, Characterization and Crystal Structure of New 2-Morpholinoethyl-Substituted Bis-(NHC)Pd(II)

- Complexes and the Catalytic Activity in the Direct Arylation Reaction *Catal. Lett.* **147** 2340
42. Erdoğan H, Aktaş A, Gök Y and Sarı Y 2017 N-Propylphthalimide-substituted bis-(NHC)PdX<sub>2</sub> complexes: synthesis, characterization and catalytic activity in direct arylation reactions *Transit. Met. Chem.* **43** 31
  43. Gök Y, Aktaş A, Erdoğan H and Sarı Y 2018 New 4-vinylbenzyl-substituted bis(NHC)-Pd(II) complexes: Synthesis, characterization and the catalytic activity in the direct arylation reaction *Inorg. Chim. Acta* **471** 735
  44. CrysAlis<sup>Pro</sup> Software System, Version 1.171.38.43, Rigaku Corporation 2015 *Oxford UK*
  45. Clark RC and Reid JS 1995 The analytical calculation of absorption in multifaceted crystals *Acta Cryst.* **A51** 887
  46. Dolomanov O V, Bourhis L J, Gildea R J, Howard J A K and Puschmann H J 2009 OLEX2: a complete structure solution, refinement and analysis program *Appl. Cryst.* **42** 339
  47. Sheldrick G M 2015 Integrating space group determination and structure solution *Acta Crystallogr.* **A71** 3
  48. Sheldrick G M 2015 Crystal structure refinement with SHELXL *Acta Crystallogr.* **C71** 3
  49. Hahn F E, Holtgrewe C and Pape T 2004 The Pd(II) Complex of a N,N'-Diallylbenzimidazol-2-ylidene Ligand *Z. Naturforsch.* **59b** 1051
  50. Doğan Ö, Gürbüz N, Özdemir İ, Çetinkaya B, Şahin O and Büyükgüngör O 2009 Synthesis characterization and catalytic activity of novel N-heterocyclic carbene-palladium complexes *Dalton Trans.* **35** 7087
  51. Bernhammer J C and Huynh H V 2012 Correlation of spectroscopically determined ligand donor strength and nucleophilicity of substituted pyrazoles *Dalton Trans.* **41** 8600
  52. Bernstein J, Davis RE, Shimoni L and Chang N-L 1995 Patterns in Hydrogen Bonding: Functionality and Graph Set Analysis in Crystals *Angew. Chem. Int. Ed.* **34** 1555
  53. García-Cuadrado D, de Mendoza P, Braga AAC, Maseras F and Echavarren A M 2007 Proton-abstraction mechanism in the palladium-catalyzed intramolecular arylation: substituent effects *J. Am. Chem. Soc.* **129** 6880
  54. Gorelsky SI, Lapointe D and Fagnou K 2008 Analysis of the concerted metalation-deprotonation mechanism in palladium-catalyzed direct arylation across a broad range of aromatic substrates *J. Am. Chem. Soc.* **130** 10848
  55. Akkoç S, Gök Y, Akkurt M and Tahir M N 2014 Catalytic activities in the direct C5 arylation of novel palladium N-heterocyclic carbene complexes containing benzimidazol-2-ylidene nucleus *Inorg. Chim. Acta* **413** 221
  56. Gök Y, Akkoç S, Albayrak S, Akkurt M and Tahir M N 2014 N-Phenyl-substituted carbene precursors and their silver complexes: synthesis, characterization and antimicrobial activities *Appl. Organomet. Chem.* **28** 244
  57. Xiao Z-K, Yin H-Y and Lu J-M 2014 N-Heterocyclic carbene-palladium(II)-1-methylimidazole complex catalyzed  $\alpha$ -arylation of symmetric dialkyl ketones with aryl chlorides *Inorg. Chim. Acta* **423** 106
  58. Akkoç S and Gök Y 2015 Dichlorido(3-chloropyridine-N)[1,3-dialkylbenzimidazol-2-ylidene]palladium(II) complexes: Synthesis, characterization and catalytic activity in the arylation reaction *Inorg. Chim. Acta* **429** 34
  59. Yiğit M, Yiğit B and Gök Y 2016 Synthesis of novel palladium(II) N-heterocyclic carbene complexes and their catalytic activities in the direct C5 arylation reactions *Inorg. Chim. Acta* **453** 23
  60. Kaloğlu M, Özdemir İ, Dorcet V, Bruneau C and Doucet H 2017 PEPPSI-Type Palladium-NHC complexes: synthesis, characterization, and catalytic activity in the direct C5-Arylation of 2-substituted thiophene derivatives with aryl halides *Eur. J. Inorg. Chem.* **2017** 1382
  61. Yin S-C, Zhou Q, He Q-W, Li S-W, Qian P-C and Shao L-X 2017 N-Heterocyclic carbene-Pd(II)-1-methylimidazole complex catalyzed CH bond arylation of (benzo)thiophenes with aryl chlorides *Tetrahedron* **73** 427
  62. Liu Q-X, He B-Y, Qian P-C and Shao L-G 2017 N-Heterocyclic carbene-palladium(II)-1-methylimidazole complex catalyzed direct C-H bond arylation of imidazo[1,2-a]pyridines with aryl chlorides *Org. Biomol. Chem.* **15** 1151