



REGULAR ARTICLE

Zinc chloride catalyzed multicomponent synthesis of pyrazolopyridocoumarin scaffolds

DEVADAS SHAMALA^a, KALEGOWDA SHIVASHANKAR^{a,*} , CHANDRA^b and MADEGOWDA MAHENDRA^b

^aP. G. Department of Chemistry, Bangalore University, Central College Campus, Bangalore, Karnataka 560 001, India

^bDepartment of Studies In Physics, Manasagangotri, University of Mysore, Mysore, Karnataka 570 006, India
E-mail: shivashankark@gmail.com

MS received 4 October 2018; revised 20 February 2019; accepted 27 February 2019; published online 22 March 2019

Abstract. An efficient synthesis of a series of pyrazolopyridocoumarins is reported by condensation of 4-hydroxycoumarin, benzaldehydes and 1-alkyl-5-amino-pyrazoles in the presence of 10 mol% zinc chloride in ethanol under reflux conditions through one-pot reaction. The significant attraction of this protocol is being a simple procedure, mild reaction condition, and excellent yield. The molecular structure of the compound (**4e**) is established by single crystal X-ray structure determination.

Keywords. Coumarins; pyridine; pyrazole; zinc chloride; multicomponent reactions; one-pot synthesis.

1. Introduction

Multicomponent reactions (MCRs) efficiently combine three or more reactants simultaneously in one pot that do not need the isolation, purification and characterization of intermediate products. The MCRs have additional benefits of being selective, time-saving, convergent, atom economy and playing an important role in modern synthetic methodology.¹⁻¹³

Fused polyheterocycles are an important class of organic molecules¹⁴⁻¹⁸ because of their widespread applications (Figure 1) as pharmaceuticals (**A**, **B**, **C** & **D**),¹⁹⁻²¹ photosensitizer (**E**)^{20,21} and fluorescent dye (**F**).²² Coumarin nucleus fused with pyridine rings have received increasing attention due to their photophysical properties²³ and potential biological activities such as antimicrobial,²⁴ antiosteoporotic,²⁵ anti-inflammatory²¹ and analgesic.²⁶

The synthesis of fused tetracyclic pyrazolopyridocoumarins has evoked much attention as a result of which a variety of synthetic methodologies are reported. Among them, the reaction of 4-hydroxycoumarin, aromatic aldehydes and 5-amino-3-methyl-1-phenylpyrazole is of particular interest.²⁷ A few protocols

have been developed for the preparation of pyrazolopyridocoumarin derivatives with the use of various catalysts such as *n*-tetrabutylammonium tribromide,²⁸ Zn(OTf)₂,²⁹ glacial acetic acid,³⁰ piperidine in acetic acid,³¹ and iodine.^{19,32} However, these methodologies suffer from one or more shortcomings such as long reaction time, low yields and use of excess amounts of expensive and toxic catalysts. Therefore, the development of an efficient and low-cost method for the synthesis of fused tetracyclic pyrazolopyridocoumarins is still in great demand.

Based on the literature survey and in continuation with our ongoing research work on the preparation of biologically active heterocycles,³³⁻⁵² we desire to report a novel method for synthesis of pyrazolopyridocoumarins from simple and readily available starting materials, which went through the simultaneous construction of pyrazole and pyridine rings.

2. Experimental

2.1 General

The melting points were determined by an open capillary method using electric melting point apparatus and were not

*For correspondence

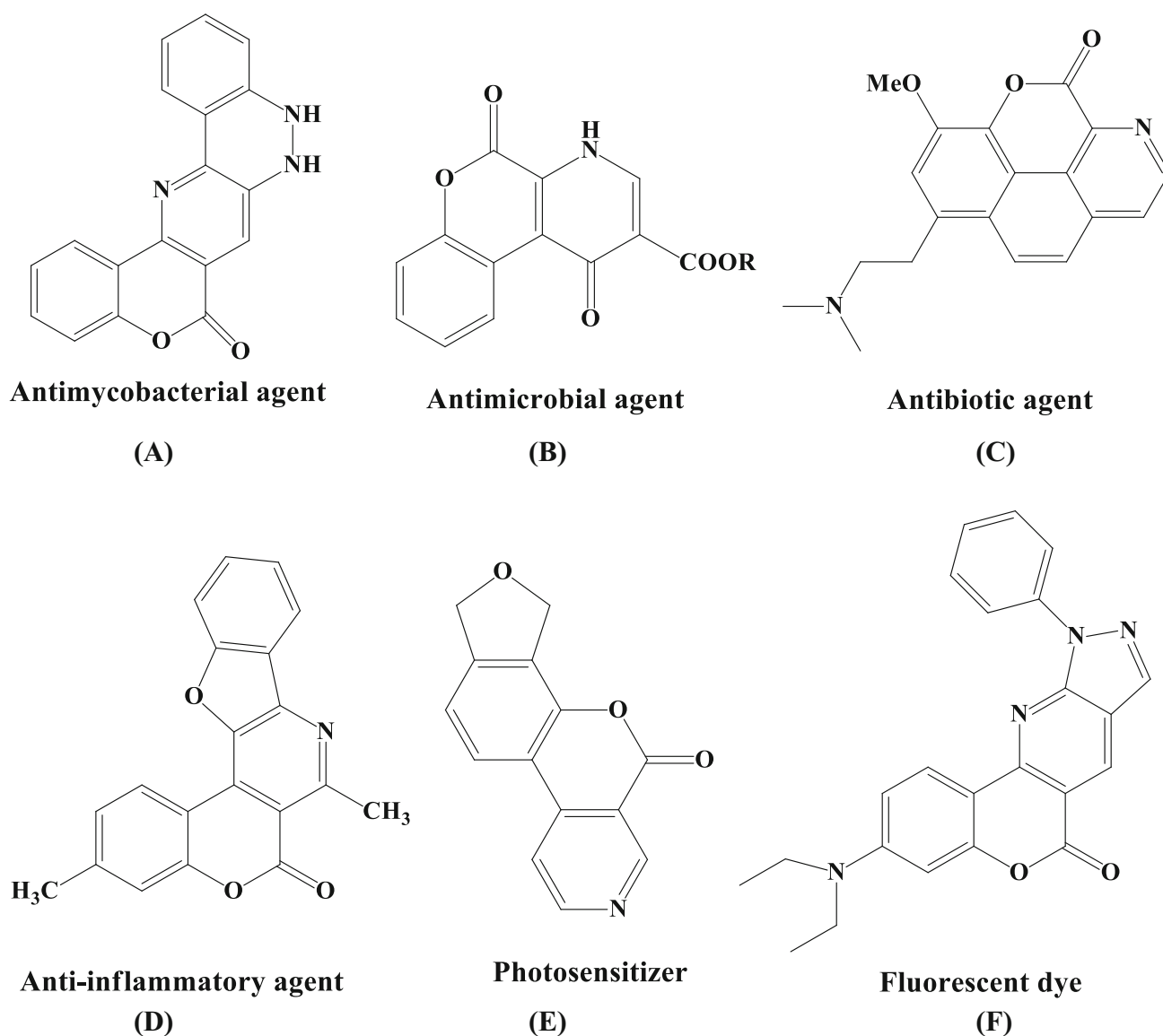


Figure 1. Pyridocoumarins in pharmaceuticals, photosensitizer and dye.

corrected. The IR spectra (KBr disc) were measured with a Shimadzu-8400S FT-IR spectrophotometer. ^1H NMR (400 MHz) and ^{13}C NMR (100 MHz) spectra in $\text{CDCl}_3/\text{DMSO}-d_6$ were recorded using a Bruker spectrometer at IISc, Bangalore. Chemical shifts were given in parts per million (ppm) relative to tetramethylsilane. The mass spectrum (ESI-MS) was obtained at IISc, Bangalore. The purity of the compounds was checked by TLC. The elemental analyses were carried out using Elemental Vario Micro Cube CHN Rapid Analyzer. All the compounds gave satisfactory elemental analyses.

2.2 General procedure for the zinc chloride catalysed the multicomponent synthesis of pyrazolopyridocoumarins

To a stirring solution of 4-hydroxycoumarin (**1**) (0.5 g, 0.003 mol), benzaldehydes **2(a–h)** (0.003 mol) and 1-alkyl-5-amino-pyrazoles **3(a–b)** (0.003 mol) in ethanol (15 mL)

was added zinc chloride (10 mol%). The reaction flask was refluxed in an oil bath for 6–7 h. After completion of the reaction (monitored by TLC), the solvent was removed under reduced pressure. The residue left out was dissolved with ethyl acetate and added aqueous $\text{Na}_2\text{S}_2\text{O}_3$ solution. The organic layer was separated, and the aqueous layer was extracted with ethyl acetate (15 mL x 3). The combined organic phase was washed with water and dried over anhydrous Na_2SO_4 . The solvent was removed under reduced pressure. The residue was purified by column chromatography on silica gel [eluent: hexane and ethyl acetate (7:3)] provided the pure title compounds.

2.2a 10-Ethyl-7-phenyl-10,11-dihydro-7H-5-oxa-9,10,11-triaza-cyclo-penta[b]phenanthren-6-one (4a): Yield: 86%; Colorless solid; M.p. 301–303 °C; IR (KBr, cm^{-1}): 1725 (C=O), 3082, 3173 (NH); ^1H NMR (400 MHz, $\text{DMSO}-d_6$): δ 1.45 (t, 3H, CH_3 of C_2H_5 group, $J_{1,2} = 7.6$ Hz), 3.54 (s, 1H, methine proton), 4.19 (q, 2H, CH_2 of C_2H_5 group,

$J_{1,2} = 7.6$ Hz), 6.88–8.74 (m, 10H, Ar-H), 10.67 (s, 1H, NH); ^{13}C NMR (100 MHz, DMSO- d_6): δ 14.0, 45.9, 48.1, 101.1, 104.5, 108.0, 114.5 (2C), 120.9, 121.8, 127.5, 127.7 (2C), 128.3 (2C), 137.0, 137.2, 147.9, 152.0, 157.4, 159.9; Anal. $\text{C}_{21}\text{H}_{17}\text{N}_3\text{O}_2$. Cald for: C, 73.45; H, 4.99; N, 12.24. Found: C, 73.36; H, 4.93; N, 12.19.

2.2b 7-(4-Bromo-phenyl)-10-ethyl-10,11-dihydro-7H-5-oxa-9,10,11-triaza-cyclopenta[b]phenanthren-6-one (**4b**): Yield: 89%; Brown solid; M.p. 311–313 °C; IR (KBr, cm^{-1}): 1721 (C=O), 3068, 3192 (NH); ^1H NMR (400 MHz, DMSO- d_6): δ 1.44 (t, 3H, CH_3 of C_2H_5 group, $J_{1,2} = 7.6$ Hz), 3.47 (s, 1H, methine proton), 4.44 (q, 2H, CH_2 of C_2H_5 group, $J_{1,2} = 7.6$ Hz), 7.15–8.92 (m, 9H, Ar-H), 10.50 (s, 1H, NH); ^{13}C NMR (100 MHz, DMSO- d_6): δ 14.0, 45.3, 49.8, 102.8, 103.7, 113.0, 115.9, 119.9, 124.0, 125.5 (2C), 132.9 (3C), 133.1, 142.1, 148.2, 149.2, 151.3, 152.0, 160.15; Anal. $\text{C}_{21}\text{H}_{16}\text{BrN}_3\text{O}_2$. Cald for: C, 59.73; H, 3.61; N, 9.95. Found: C, 59.69; H, 3.60; N, 9.88.

2.2c 10-Ethyl-7-(2-hydroxy-phenyl)-10,11-dihydro-7H-5-oxa-9,10,11-triaza-cyclopenta[b]phenanthren-6-one (**4c**): Yield: 87%; Colorless solid; M.p. 309–311 °C; IR (KBr, cm^{-1}): 1722 (C=O), 3076 (OH), 3209, 3447 (NH); ^1H NMR (400 MHz, DMSO- d_6): δ 1.53 (t, 3H, CH_3 of C_2H_5 group, $J_{1,2} = 7.6$ Hz), 3.61 (s, 1H, methine proton), 4.45 (q, 2H, CH_2 of C_2H_5 group, $J_{1,2} = 7.6$ Hz), 7.09–8.33 (m, 9H, Ar-H), 9.85 (s, 1H, OH), 10.70 (s, 1H, NH); ^{13}C NMR (100 MHz, DMSO- d_6): δ 14.1, 45.9, 48.0, 102.4, 107.6, 108.3, 112.9 (2C), 114.7, 122.2, 123.9, 127.8, 129.7, 133.9, 139.1, 141.7, 148.3, 150.9, 152.0, 152.9, 160.4. Anal. $\text{C}_{21}\text{H}_{17}\text{N}_3\text{O}_3$. Cald For: C, 70.18; H, 4.77; N, 11.69. Found: C, 70.06; H, 4.65; N, 11.62.

2.2d 10-Ethyl-7-(4-methoxy-phenyl)-10,11-dihydro-7H-5-oxa-9,10,11-triaza-cyclopenta[b]phenanthren-6-one (**4d**): Yield: 92%; Colorless solid; M.p. 274–276 °C; IR (KBr, cm^{-1}): 1722 (C=O), 3076, 3254 (NH); ^1H NMR (400 MHz, DMSO- d_6): δ 1.44 (t, 3H, CH_3 of C_2H_5 group, $J_{1,2} = 7.6$ Hz), 3.41 (s, 1H, methine proton), 3.61 (s, 3H, OCH_3), 4.45 (q, 2H, CH_2 of C_2H_5 group, $J_{1,2} = 7.6$ Hz), 7.16–8.45 (m, 9H, Ar-H), 10.32 (s, 1H, NH); ^{13}C NMR (100 MHz, DMSO- d_6): δ 13.7, 44.6, 48.8, 58.8, 102.1, 106.0 (3C), 114.7, 114.9, 125.6 (2C), 128.1, 129.3, 129.4, 130.5, 133.5, 133.6, 142.6, 149.4, 150.7, 160.4; Anal. $\text{C}_{22}\text{H}_{19}\text{N}_3\text{O}_3$. Cald for: C, 70.76; H, 5.13; N, 11.25. Found: C, 70.69; H, 5.04; N, 11.16.

2.2e 10-Ethyl-7-(2,3-dimethoxy-phenyl)-10,11-dihydro-7H-5-oxa-9,10,11-triaza-cyclopenta[b]phenanthren-6-one (**4e**): Yield: 96%; Colorless solid; M.p. 297–299 °C; IR (KBr, cm^{-1}): 1720 (C=O), 3294, 3409 (NH); ^1H NMR (400 MHz, DMSO- d_6): δ 1.48 (t, 3H, CH_3 of C_2H_5 group, $J_{1,2} = 8.0$ Hz), 3.40 (s, 3H, OCH_3), 3.44 (s, 1H, methine proton), 3.61 (s, 3H, OCH_3), 4.62 (q, 2H, CH_2 of C_2H_5 group, $J_{1,2} = 8.0$ Hz), 6.81–8.73 (m, 8H, Ar-H), 10.23 (s, 1H, NH); ^{13}C NMR (100 MHz, DMSO- d_6): δ 14.5, 24.8, 40.1, 55.6,

60.0, 109.6, 113.3, 116.6, 119.2, 120.3, 123.8, 124.5, 125.1, 130.6, 132.7, 134.0, 144.8, 147.9, 149.7, 150.6, 151.9, 152.0, 158.7; ESI-MS: $[\text{M}+\text{H}]$ 404.1. Anal. $\text{C}_{23}\text{H}_{21}\text{N}_3\text{O}_4$. Cald For: C, 68.47; H, 5.25; N, 10.42. Found: C, 68.38; H, 5.16; N, 10.35.

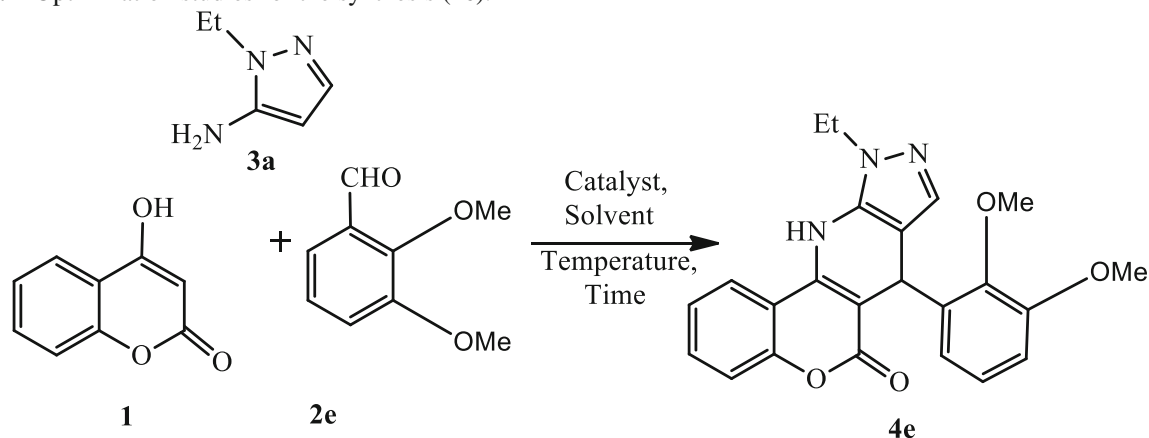
2.2f 10-Ethyl-7-(3,4,5-trimethoxy-phenyl)-10,11-dihydro-7H-5-oxa-9,10,11-triaza-cyclopenta[b]phenanthren-6-one (**4f**): Yield: 93%; Colorless solid; M.p. 297–299 °C; IR (KBr, cm^{-1}): 1718 (C=O), 3275, 3337 (NH); ^1H NMR (400 MHz, DMSO- d_6): δ 1.55 (t, 3H, CH_3 of C_2H_5 group, $J_{1,2} = 7.6$ Hz), 2.34 (s, 1H, methine proton), 2.42 (s, 3H, OCH_3), 3.48 (s, 3H, OCH_3), 3.60 (s, 3H, OCH_3), 4.19 (q, 2H, CH_2 of C_2H_5 group, $J_{1,2} = 7.6$ Hz), 6.97–8.44 (m, 7H, Ar-H), 10.52 (s, 1H, NH); ^{13}C NMR (100 MHz, DMSO- d_6): δ 13.9, 44.1, 49.3, 55.7, 59.0 (2C), 102.1, 108.0, 111.4, 113.7 (2C), 121.3, 123.6, 126.8, 129.8, 131.1, 134.2, 142.9 (2C), 143.1, 149.1, 151.8, 155.9, 160.1; Anal. $\text{C}_{24}\text{H}_{23}\text{N}_3\text{O}_5$. Cald for: C, 66.50; H, 5.35; N, 9.69. Found: C, 66.44; H, 5.31; N, 9.62.

2.2g 7-(4-Chloro-phenyl)-10-methyl-10,11-dihydro-7H-5-oxa-9,10,11-triaza-cyclopenta[b]phenanthren-6-one (**4g**): Yield: 88%; Colorless solid; M.p. 248–250 °C; IR (KBr, cm^{-1}): 1721 (C=O), 3184, 3297 (NH); ^1H NMR (400 MHz, CDCl_3): δ 3.82 (s, 3H, CH_3), 4.27 (s, 1H, methine proton), 6.88–8.10 (m, 9H, Ar-H), 10.33 (s, 1H, NH); ^{13}C NMR (100 MHz, CDCl_3): δ 36.3, 39.2, 98.9, 106.5, 113.3, 117.5, 121.6, 124.3, 128.5, 128.7, 128.8, 129.1, 131.3, 132.0, 132.6, 143.5, 144.3, 146.9, 152.7, 159.0; Anal. $\text{C}_{20}\text{H}_{14}\text{ClN}_3\text{O}_2$. Cald for: C, 66.03; H, 3.88; N, 11.55. Found: C, 65.97; H, 3.81; N, 11.50.

2.2h 10-Methyl-7-(4-nitro-phenyl)-10,11-dihydro-7H-5-oxa-9,10,11-triaza-cyclopenta[b]phenanthren-6-one (**4h**): Yield: 81%; Pale yellow solid; M.p. 288–290 °C; IR (KBr, cm^{-1}): 1723 (C=O), 3284, 3395 (NH); ^1H NMR (400 MHz, CDCl_3): δ 3.79 (s, 3H, CH_3), 4.24 (s, 1H, methine proton), 6.90–8.38 (m, 9H, Ar-H), 10.34 (s, 1H, NH); ^{13}C NMR (100 MHz, CDCl_3): δ 36.3, 40.1, 99.0, 107.1, 113.3, 117.5, 121.6, 124.3, 128.3, 128.5, 128.8, 129.1, 131.3, 132.0, 132.6, 144.4, 144.5, 146.0, 152.8, 160.8; Anal. $\text{C}_{20}\text{H}_{14}\text{N}_4\text{O}_4$. Cald for: C, 64.17; H, 3.77; N, 14.97. Found: C, 64.12; H, 3.71; N, 14.90.

3. Results and Discussion

Our study commenced by optimizing the reaction conditions in order to achieve the title compounds using 4-hydroxycoumarin (**1**), 2,3-dimethoxybenzaldehyde (**2e**) and 1-ethyl-5-amino-pyrazole (**3a**) as a model substrate (Table 1). Initially, when the model reaction was performed without any catalyst in ethanol solvent at room temperature (Table 1, entry 1) and reflux conditions (Table 1, entry 2), no desirable product (**4e**) was obtained even after a prolonged reaction time. This indicated

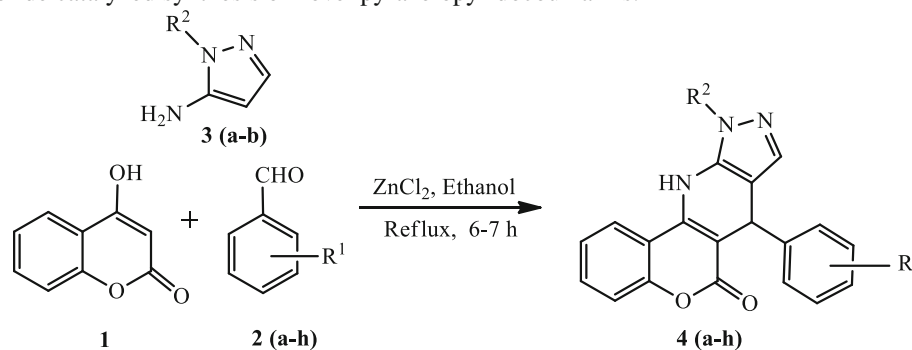
Table 1. Optimization studies for the synthesis (**4e**).^a

Entry	Catalyst (10 mol%)	Solvent	Temperature (°C)	Time (h)	Yield (%)
1	No catalyst	Ethanol	RT	48	No Product
2	No catalyst	Ethanol	Reflux	48	No Product
3	Zeolite	Ethanol	Reflux	24	5
4	CuCl	Ethanol	Reflux	24	9
5	Iodine	Ethanol	Reflux	24	15
6	ZnCl ₂	Acetonitrile	Reflux	9	82
7	ZnCl ₂	DCM	Reflux	10	69
8	ZnCl ₂	THF	Reflux	24	34
9	ZnCl ₂	DMF	Reflux	24	23
10	ZnCl ₂	Toluene	Reflux	24	53
11	ZnCl ₂	Chloroform	Reflux	15	67
12	ZnCl ₂	DMSO	Reflux	24	45
13	ZnCl ₂	Dioxane	Reflux	12	80
14	ZnCl ₂	Water	Reflux	24	Trace
15	ZnCl ₂	Ethanol	RT	24	20
16	ZnCl ₂	Ethanol	50	12	51
17	ZnCl ₂	Ethanol	60	6	82
18	ZnCl ₂	Ethanol	Reflux	6	96
19	ZnCl ₂	Ethanol	Reflux	7	96

^aReaction conditions: **1** (3 mmol, 1 equiv), **2e** (3 mmol, 1 equiv), **3a** (3 mmol, 1 equiv), catalyst (10 mol%), and solvent (15 mL).

that a catalyst must absolutely be necessary for this reaction. We hypothesized that zinc chloride can catalyze the model reaction by forming a better-activated intermediate. A preliminary examination showed that zinc chloride in ethanol efficiently catalyzed the model reaction (Table 1, entry 18). Other catalysts tried has not produced a significant yield (Table 1, entry 3, 4, 5). The role of solvents on the synthesis of pyrazolopyridocoumarin (**4e**) was then studied and the results are depicted (Table 1). When the reaction was carried out in solvents like acetonitrile, DCM, THF, DMF, toluene, chloroform, DMSO, dioxane and water, the desired product (**4e**) was obtained from traces to 82% yield. The best yield of 96% was received in ethanol (Table 1, entry 18). Thus, ethanol was selected as an optimal solvent for the reaction.

The effect of reaction temperature on product yield was evaluated. It was found that increasing temperature led to a high yield of the product (**4e**). It is noteworthy that the ratio of these starting materials has an influence on the yield of the reaction. When the ratio of 4-hydroxycoumarin, 2,3-dimethoxybenzaldehyde and 1-ethyl-5-aminopyrazole was 1.0:1.0:1.0, the total output had reached 96%. Further altering the ratio did not improve the yield. Thus, we chose the above molar ratio of substrates for subsequent studies. When a mixture of 4-hydroxycoumarin, 2,3-dimethoxybenzaldehyde and 1-ethyl-5-amino-pyrazole in ethanol was refluxed in the presence of zinc chloride (10 mol%) for 6 h, the fused heterocyclic product, pyrazolopyridocoumarin (**4e**) was obtained in excellent yield (96%) (Table 1, entry 18). Higher percentage loading of the catalyst

Table 2. Zinc chloride catalyzed synthesis of novel pyrazolopyridocoumarins.^b

Sl. No.	R ¹	R ²	Product	Time (h)	Yield (%)
1	H	Ethyl	4a	6	86
2	4-Br	Ethyl	4b	6	89
3	2-OH	Ethyl	4c	6	87
4	4-OCH ₃	Ethyl	4d	6	92
5	2,3-Dimethoxy	Ethyl	4e	6	96
6	3,4,5-Trimethoxy	Ethyl	4f	6	93
7	4-Cl	Methyl	4g	6	88
8	4-NO ₂	Methyl	4h	7	81

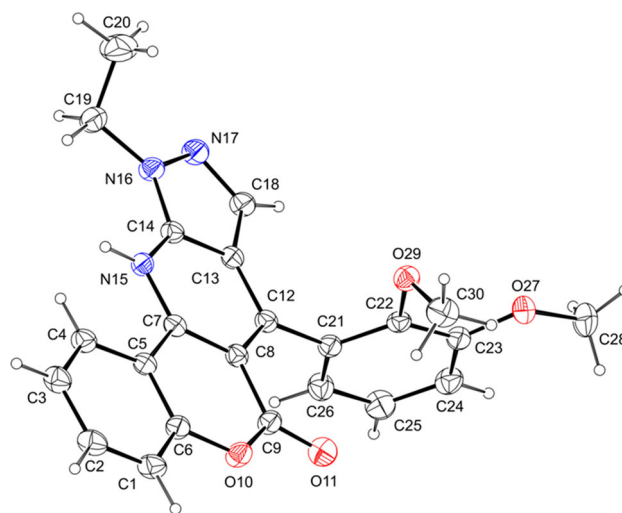
^b Reaction conditions: **1** (3 mmol, 1 equiv), **2(a-h)** (3 mmol, 1 equiv), **3(a-b)** (3 mmol, 1 equiv) ZnCl₂ (10 mol%) and ethanol (15 mL) at reflux condition for 6–7 h. The reaction was conducted on gram scale.

neither increased the yield nor lowered the reaction time.

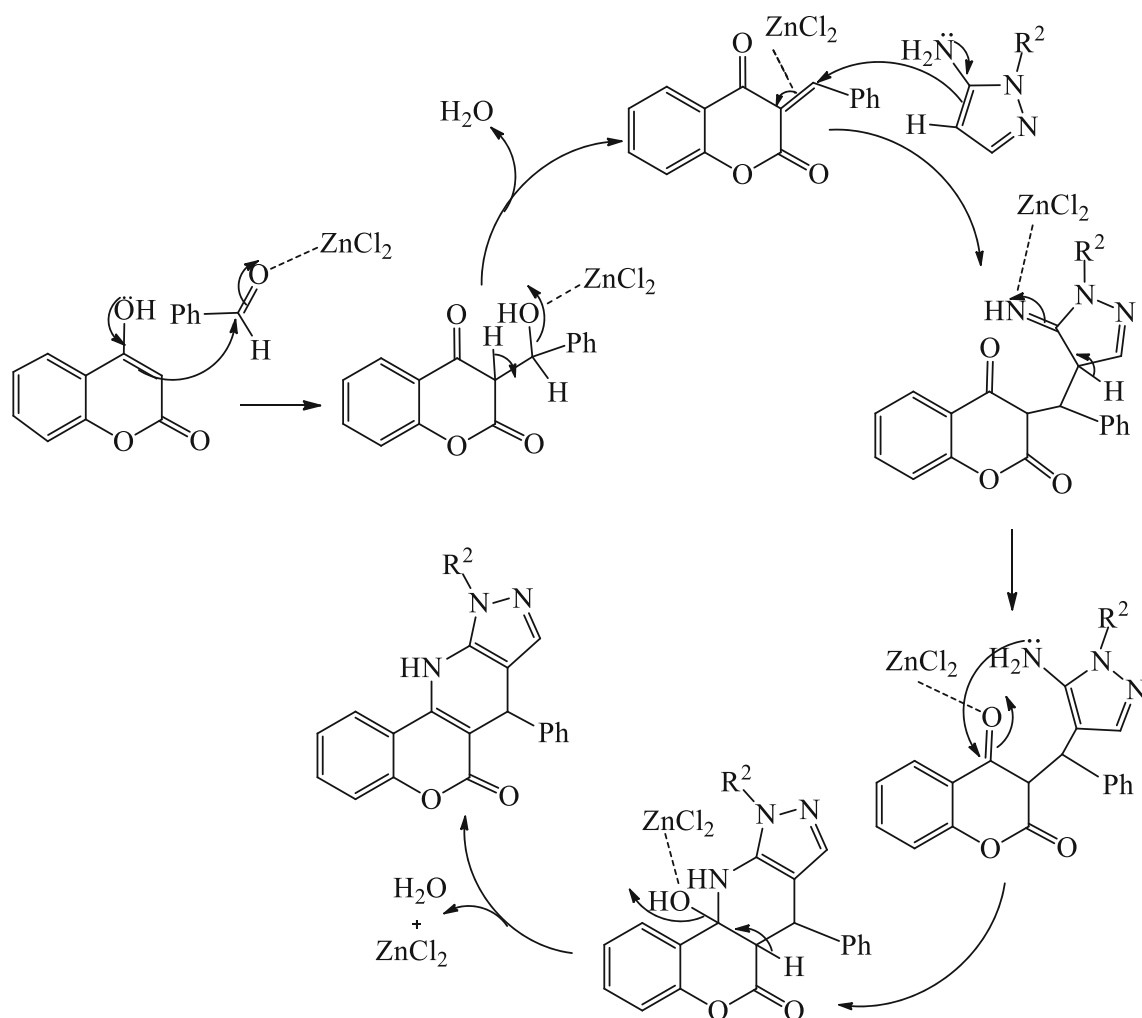
With the optimal conditions in hand, the scope and limitations of the reaction with respect to the benzaldehyde was evaluated (Table 2). It was found that benzaldehydes containing electron donating 2-hydroxy, 4-methoxy, 2,3-dimethoxy and 3,4,5-trimethoxy groups tolerate the reaction conditions to afford excellent yields (Table 2, entry 3, 4, 5, 6). The introduction of electron withdrawing substitutions on phenyl ring such as 4-Br and 4-Cl resulted in high yield (Table 2, entry 2, 7). The yield obtained was somewhat less for phenyl ring bearing 4-NO₂ group (Table 2, entry 8). We also found that 5-amino pyrazole tethered with 1-methyl and 1-ethyl group could also be used to synthesize pyrazolopyridocoumarins successfully with high yields.

The structure of (**4e**) was unambiguously confirmed by single crystal X-ray structure (Figure 2) determination.⁵³

A plausible explanation for the formation of pyrazolopyridocoumarins is illustrated (Scheme 1) which is similar to the established mechanism as reported in the literature.¹⁸ Zinc chloride can serve as a mild Lewis acid catalyst for the reaction of 4-hydroxycoumarin and benzaldehydes to give the benzylidene-chroman-

**Figure 2.** ORTEP diagram of the molecule (**4e**) at 50% probability.

2,4-diones. The Michael addition of 1-alkyl-5-amino-pyrazoles on the benzylidene-chroman-2,4-diones, followed by intramolecular cyclization would eventually afford the final pyrazolopyridocoumarins. Zinc chloride is likely to enhance the rate of this multicomponent reaction.



Scheme 1. Plausible mechanism for the formation of pyrazolopyridocoumarins in the presence of zinc chloride catalyst.

4. Conclusions

In summary, we have developed a zinc chloride catalyzed multicomponent reaction of 4-hydroxycoumarin, benzaldehydes and 1-alkyl-5-aminopyrazoles for the synthesis of pyrazolopyridocoumarins in ethanol at reflux temperature. Zinc chloride is used as a readily available and cheap catalyst. This procedure is simple and the reaction conditions are mild. These advantages make the methodology an attractive process for the preparation of pyrazolopyridocoumarins.

Supplementary Information (SI)

Supplementary information of this manuscript is available at www.ias.ac.in/chemsci.

Acknowledgements

This work was supported by Council of Scientific and Industrial Research (CSIR), New Delhi, INDIA [Grant No.

02(0172)/13/EMR-II Dated: 21.10.2013, 05.05.2014 and 12.05.2016].

Compliance with ethical standards

Conflicts of interest There are no conflicts of interest to declare.

References

- Feng J, Ablajan K and Sali A 2014 4-Dimethylaminopyridine-catalyzed multi-component one-pot reactions for the convenient synthesis of spiro[indoline-3,4'-pyrano[2,3-c]pyrazole] derivatives *Tetrahedron* **70** 484
- Domling A 2006 Recent Developments in Isocyanide Based Multicomponent Reactions in Applied Chemistry *Chem. Rev.* **106** 17
- Tzitzikas T Z, Chandgude A L and Domling A 2015 Multicomponent Reactions, Union of MCRs and Beyond *Chem. Rec.* **15** 981

- Mishra S and Ghosh R 2012 K_2CO_3 -Mediated, One-Pot, Multicomponent Synthesis of Medicinally Potent Pyridine and Chromeno[2,3-*b*]pyridine Scaffolds *Synth. Commun.* **42** 2229
- Nandeesh K N, Raghavendra G M, Revanna C N, Vijay T A J, Rangappa K S and Mantelingu K 2014 Recyclable, Graphite-Catalyzed, Four-Component Synthesis of Functionalized Pyrroles *Synth. Commun.* **44** 1103
- (a) Nadaf A N and Shivashankar K 2018 CFL light promoted one-potsynthesis of pyrano[3,2-*c*]chromen-5(4*H*)-ones *Synth. Commun.* **48** 809; (b) Shamala D, Shivashankar K, Chandra and Mahendra M 2016 Synthesis of N1 and N2 coumarin substituted 1,2,3-triazoleisomers via click chemistry approach *Synth. Commun.* **46** 433
- (a) Beerappa M and Shivashankar K 2016 Multicomponent reaction of benzyl halides: Synthesis of [1,2,4]triazolo/benzimidazoloquinazolinones *Synth. Commun.* **46** 421; (b) Beerappa M and Shivashankar K 2018 Four component synthesis of highlyfunctionalized pyrano[2,3-*c*]pyrazoles from benzyl halides *Synth. Commun.* **48** 146
- (a) Beerappa M and Shivashankar K 2017 One-pot Three-component Synthesis of Furan-based Heterocycles from Benzyl Halides *J. Heterocycl. Chem.* **54** 2197; (b) Beerappa M and Shivashankar K 2018 Synthesis of 4,6-diarylpyrimidin-2(1*H*)-one derivatives from benzyl halides and (1-bromoethyl)benzene under solvent-free conditions *Synth. Commun.* **48** 2150
- (a) Chacko P and Shivashankar K 2018 I_2 -catalyzed one-potsynthesis of benzofuro/thieno[2,3-*b*]pyrrole motifs *Tetrahedron* **74** 1520; (b) Chacko P and Shivashankar K 2017 Nano structured spinel Co_3O_4 -catalyzed four component reaction: A novel synthesis of Ugi adducts from aryl alcohols as a key reagent *Chin. Chem. Lett.* **28** 1619
- (a) Jagadishbabu N and Shivashankar K 2017 Biginelli Reaction of Vicinal Diols: A New Route for One-Pot Synthesis of 3,4-Dihydropyrimidin-2(1*H*)-One Derivatives *Lett. Org. Chem.* **14** 330; (b) Jagadishbabu N and Shivashankar K 2017 One-potsynthesis of 2,4,5-triphenyl imidazoles from 1,2-diols as key reagents *J. Chin. Chem. Soc.* **64** 474
- Jagadishbabu N and Shivashankar K 2015 One pot synthesis of acridine analogues from 1,2-diols as key reagents *RSC Adv.* **5** 95240
- Jagadishbabu N and Shivashankar K 2018 A Facile, Efficient and Convenient One Pot Synthesis of Benzoxazoles from 1,2-diols and 2-aminophenols with $Pb(OAc)_4$ Reagent *Nat. Prod. J.* **8** 201
- Shivashankar K, Kulkarni M V, Shastri L A, Rasal V P and Saindane D M 2009 Multi-component reactions of formyl-4-aryloxymethylcoumarins under microwave irradiation *J. Indian Chem. Soc.* **86** 265
- Symeonidis T S and Litinas K E 2013 Synthesis of methyl substituted [5,6]- and [7,8]-fused pyridocoumarins via the iodine-catalyzed reaction of aminocoumarins with *n*-butyl vinyl ether *Tetrahedron Lett.* **54** 6517
- Symeonidis T S, Kallitsakis M G and Litinas K E 2011 Synthesis of [5,6]-fused pyridocoumarins through aza-Claisen rearrangement of 6-propargylaminocoumarins *Tetrahedron Lett.* **52** 5452
- Symeonidis T S, Lykakis I N and Litinas K E 2013 Synthesis of quinolines and fused pyridocoumarins from *N*-propargylanilines or propargylaminocoumarins by catalysis with gold nanoparticles supported on TiO_2 *Tetrahedron* **69** 4612
- Ahn S, Yoon J A and Han Y T 2019 Total Synthesis of the Natural Pyridocoumarins Goniothaline A and B *Synthesis* **51** 552
- Levrier C, Balastrier M, Beattie K D, Carroll A R, Martin F, Choomuenwai V and Davis R A 2013 Pyridocoumarin, aristolactam and aporphine alkaloids from the Australian rainforest plant *Goniothalamus australis* *Phytochem.* **86** 121
- Pal S, Khan M N, Karamthulla S and Choudhury L H 2013 Molecular iodine catalyzed one-pot multicomponent reactions for the synthesis of dihydrochromeno[4,3-*b*]pyrazolo[4,3-*e*]pyridin-6(7*H*)-ones *RSC Adv.* **3** 15705
- Borah P and Bhuyan P J 2013 Synthesis of some novel spiro substituted pyrido[2,3-*c*]coumarins by exploring 'tertiary amino effect' reaction strategy *Tetrahedron Lett.* **54** 6949
- Khan I A, Kulkarni M V, Gopal M, Shahabuddin M S and Sun C M 2005 Synthesis and biological evaluation of novel angularly fused polycyclic coumarins *Bioorg. Med. Chem. Lett.* **15** 3584
- Chen J, Liu W, Ma J, Xu H, Wu J, Tang X, Fan Z and Wang P 2012 Synthesis and Properties of Fluorescence Dyes: Tetracyclic Pyrazolo[3,4-*b*]Pyridine-Based Coumarin Chromophores with Intramolecular Charge Transfer Character *J. Org. Chem.* **77** 3475
- Khan M N, Pal S, Karamthulla S and Choudhury L H 2014 Multicomponent reactions for facile access to coumarin-fused dihydroquinolines and quinolines: synthesis and photophysical studies *New J. Chem.* **38** 4722
- Kenchappa R, Bodke Y D, Chandrasekhar A, Telkar S, Manjunatha K S and Sindhe M A 2017 Synthesis of some 2,6-bis(1-coumarin-2-yl)-4-(4-substituted phenyl) pyridine derivatives as potent biological agents *Arab. J. Chem.* **10** S1336
- Sashidhara K V, Modukuri R K, Choudhary D, Rao K B, Kumar M, Khedgikar V and Trivedi R 2013 Synthesis and evaluation of new coumarin-pyridine hybrids with promising anti-osteoporotic activities *Eur. J. Med. Chem.* **70** 802
- Heber D and Berghaus T J 1994 Synthesis of 5*H*-[1]benzopyrano[4,3-*b*]pyridin-5-ones containing an azacannabinoid structure *Heterocycl. Chem.* **31** 1353
- Medina F G, Marrero J G, Alonso M M, Gonzalez M C, Guerrero I C, Garcia A G T and Robles S O 2015 Coumarin heterocyclic derivatives: chemical synthesis and biological activity *Nat. Prod. Rep.* **32** 1472
- Ghosh A and Khan A T 2014 Synthesis of dihydrochromeno[4,3-*b*]pyrazolo[4,3-*e*]pyridin-6(7*H*)-ones involving one-pot three-component tandem Knoevenagel-Michael reaction catalyzed by *n*-tetrabutylammonium tribromide (TBATB) *Tetrahedron Lett.* **55** 2006
- Safaei S, Baltork I M, Khosropour A R, Moghadam M, Tangestaninejad S, Mirkhani V and Khavasi H R 2013 One-Pot Three-Component Synthesis of Pyrano [3,2-*b*]pyrazolo[4,3-*e*]pyridin-8(1*H*)-ones *ACS Comb. Sci.* **15** 141

30. Ghosh P P, Pal G, Paul S and Das A R 2012 Design and synthesis of benzylpyrazolyl coumarin derivatives via a four-component reaction in water: investigation of the weak interactions accumulating in the crystal structure of a signified compound *Green Chem.* **14** 2691
31. Frolova LV, Malik I, Uglinskii P Y, Rogelj S, Kornienko A and Magedov I V 2011 Multicomponent Synthesis of 2,3-Dihydrochromeno[4,3-*d*]pyrazolo[3,4-*b*]pyridine-1,6-diones: A Novel Heterocyclic Scaffold with Antibacterial Activity *Tetrahedron Lett.* **52** 6643
32. Hassanabadi A, Khandan-Barani K and Saffari J 2016 Synthesis of 4-aryl-1-ethyl-7-methyl-1,9-dihydropyrano[4,3-*b*]pyrazolo[4,3-*e*]pyridin-5(4*H*)-one via a three-component condensation *J. Chem. Res.* **40** 576
33. Chacko P and Shivashankar K 2018 Synthesis of aminomethylphenol derivatives via magnetic nano Fe₃O₄ catalyzed one pot Petasis borono-Mannich reaction *J. Chem. Sci.* **130** 154
34. Chacko P and Shivashankar K 2018 Montmorillonite K10-catalyzed synthesis of N-fused imino-1,2,4-thiadiazolo isoquinoline derivatives *Synth. Commun.* **48** 1363
35. Jayashree S and Shivashankar K 2018 Montmorillonite K-10 catalyzed Mannich reaction: Synthesis of aminonaphthoquinone derivatives from Lawsone *Synth. Commun.* **48** 1805
36. Nadaf A N and Shivashankar K 2018 Visible Light - Induced Synthesis of Biscoumarin Analogs under Catalyst - Free Conditions *J. Heterocycl. Chem.* **55** 1375
37. Jagadishbabu N and Shivashankar K 2017 Pseudo multicomponent reaction: Synthesis of fused pyrano biscoumarin analogs from 1,2-diols *J. Heterocycl. Chem.* **54** 1543
38. Shamala D and Shivashankar K 2017 Synthesis of 4-phenyloxazinones via DBU-catalyzed cleavage of 4-bromomethylcoumarins *Synth. Commun.* **47** 105
39. Shamala D and Shivashankar K 2016 Synthesis of pyridazinones via molecular-iodine-mediated cleavage of 4-bromomethylcoumarin precursors *Synth. Commun.* **46** 1735
40. Chandra, Kumar S, Puttaraju K B, Shivashankar K and Mahendra M 2015 Crystal structure of 10-[(3-oxo-3Hbenzo[*f*]chromen-1-yl)methyl]-2-trifluoromethyl-9*a*,10-dihydrobenz[4,5]-imidazo[1,2-*a*]pyrimidin-4(5*aH*)-one *Acta Cryst.* **E71** o672
41. Beerappa M and Shivashankar K 2015 One pot synthesis of pyran-based heterocycles from benzyl halides as key reagents *RSC Adv.* **5** 30364
42. Krishnamurthy M S, Begum N S, Shamala D and Shivashankar K 2015 Crystal structure of 4-azidomethyl-6-isopropyl-2*H*-chromen-2-one *Acta Cryst.* **E71** o227
43. El-Khatatneh N, Chandra, Shamala D, Shivashankar K, Panzi M E and Mahendra M 2015 Crystal structure of 4-azido-methyl-6-tert-butyl-2*H*-chromen-2-one *Acta Cryst.* **E71** o218
44. Sert Y, Puttaraju K B, Keskinoglu S, Shivashankar K and Ucu F 2015 FT-IR and Raman vibrational analysis, B3LYP and M06-2X simulations of 4-bromomethyl-6-tert-butyl-2*H*-chromen-2-one *J. Mol. Struct.* **1079** 194
45. Puttaraju K B, Shivashankar K, Rasal V P, Eluru J and Koyye E 2014 Synthesis and Biological Evaluation of 4-(3-Hydroxy-benzofuran-2-yl)coumarins *Org. Chem. Int.* **2014** Article ID 297586
46. Shamala D, Shivashankar K, Rasal V P, Vivek P N V and Pandi V 2013 Synthesis and Cytotoxic Studies of A New Series of Quinolinoxymethylcoumarins *Int. J. Pharm. Sci. Rev. Res.* **21** 109
47. Nagarajaiah H, Puttaraju K B, Shivashankar K and Begum N S 2013 4-Bromomethyl-6-tert-butyl-2*H*-chromen-2-one *Acta Cryst.* **E69** o1056
48. Shamala D, Shivashankar K, Rasal V P and Pandi V 2013 Synthesis of a New Series of Quinolinoxymethylcoumarins as Potent Anticancer Agents *Mapana J. Sci.* **12** 49
49. Shivashankar K, Shastri L A, Kulkarni M V, Rasal V P and Saindane D M 2009 Multi-component reactions of formyl-4-aryloxymethylcoumarins under microwave irradiation *J. Indian Chem. Soc.* **86** 265
50. Shivashankar K, Shastri L A, Kulkarni M V, Rasal V P and Rajendra S V 2008 Synthetic and biological studies on 4-aryloxymethyl coumarinyl thiazolidinone *Phosphorus Sulfur Silicon* **183** 56
51. Shivashankar K, Shastri L A and Kulkarni M V 2007 Facile synthesis of some novel 4-3-aryl-3,4-dihydro-2*H*-benzo[*b*][1,4]thiazin-2-yl-2*H*-chromen-2-ones derivatives *J. Sulfur Chem.* **28** 625
52. Shivashankar K, Kulkarni M V, Shastri L A, Rasal V P and Rajendra S V 2006 The synthesis and biological evaluation of regioisomeric benzothiazolyl coumarins *Phosphorus Sulfur Silicon* **181** 2187
53. CCDC NO. 1423436 - Contains the supplementary crystallographic data for this paper. These data can be obtained free of charge at www.ccdc.cam.ac.uk/conts/retrieving.html [or from the Cambridge Crystallographic Data Centre (CCDC), 12 Union Road, Cambridge CB2 1EZ, UK; fax: +44(0)1223 762911; email: deposit@ccdc.cam.ac.uk]