



Synthesis of cage [4.4.2]propellanes and D_3 -trishomocubanes bearing spiro linkage

SAMBASIVARAO KOTHA* and SUBBA RAO CHEEKATLA

Department of Chemistry, Indian Institute of Technology-Bombay, Powai, India

E-mail: srk@chem.iitb.ac.in; subbaraoc1@gmail.com

URL: https://ether.chem.iitb.ac.in/~srk/srk.htm

MS received 27 August 2018; accepted 15 October 2018; published online 3 December 2018

Abstract. The synthesis of substituted cage [4.4.2]propellanes and D_3 -trishomocubanes bearing spiro linkage have been assembled with the aid of Diels–Alder reaction and ring-rearrangement as key steps. Here, readily available 1,4-hydroquinone, isoprene, spiro[2.4]hepta-4,6-diene and spiro[4.4]nona-1,3-diene were used as starting materials. The unusual rearrangement of cage propellanes with zinc/acetic acid produced D_3 -trishomocubanes in good yields.

Keywords. Cage compounds; MnO_2 oxidation; Diels–Alder reaction; [2+2] photocycloaddition; acid-promoted rearrangement; D_3 -Trishomocubanes.

1. Introduction

Polycyclic cage compounds¹ proved to be useful intermediates to synthesize high energy or high-density materials.² They are also valuable synthons to natural and non-natural products³ and they serve as scaffolds in medicinal and pharmaceutical chemistry.⁴ Since these molecules have several applications in material science and medicinal chemistry, they captured synthetic chemists' attention. Their chemical and physical properties are worthy of further investigation⁵ because of their structural features, rigid architecture, inherent ring strain and deformation from ideal C–C bond angles.⁶

Rigid cage propellane frameworks offer a unique opportunity to design unusual polycycles *via* ring-rearrangement, ring fragmentation and ring-opening approaches.⁷ Rearrangements in polycyclic frame is very common due to the release of strain.⁸ Our main goal in this area is to expand the chemical space of cage polycyclic systems⁹ and in this regard, recently, we reported a new synthetic route to D_3 -trishomocubane derivatives *via* Lewis acid-catalyzed rearrangement starting with cage [4.3.2] and [4.4.2]propellane systems.¹⁰ Some of the intricate polycyclic cage molecules **1–5**, recently reported are depicted in Figure 1.¹¹

2. Experimental

2.1 Materials, analytical measurements and general synthetic procedures

All the reagents, chemicals and solvents were purchased from the commercial vendors and used as such without any further purification. Analytical TLC was performed on (10 × 5) glass plates coated with Acme's silica gel (GF-254) containing 13% calcium sulfate as a binder. All the reactions were monitored by TLC using the suitable solvent system and visualization was done under UV light, exposure to iodine vapour and by dipping into a solution of $KMnO_4$. Dry reactions were performed in oven-dried glassware under N_2 atmosphere using standard syringe-septum techniques. Acme's silica gel (100–200 mesh size) was used for column chromatography. Benzene and toluene were distilled from P_2O_5 (or CaH_2) and ethyl acetate was dried over K_2CO_3 .

IR spectra were recorded on a Nicolet Impact-400 FTIR spectrometer and samples were prepared as a thin film between CsCl plates by dissolving the compound in DCM and chloroform solvent. 1H NMR (400 and 500 MHz), ^{13}C NMR, ^{13}C -APT NMR, DEPT 135 NMR (100 and 125 MHz) spectra were recorded on Bruker spectrometer and samples were prepared in a $CDCl_3$ solvent. The chemical shifts are reported in parts per million (ppm) on delta scale with TMS as internal standard and values for the coupling constants (J) are given in

*For correspondence

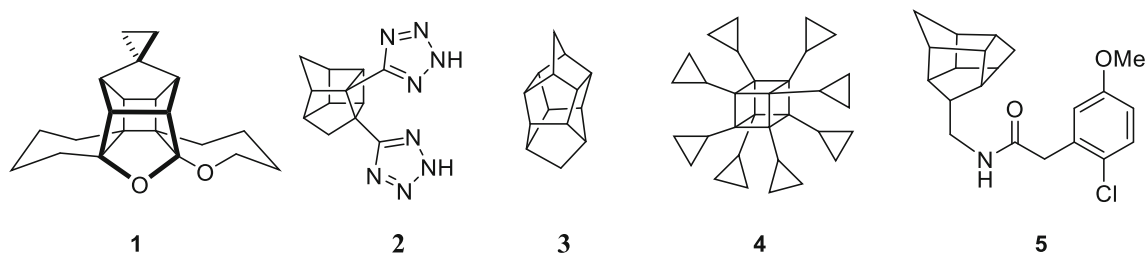


Figure 1. Representative examples of various polycyclic cage systems useful in diverse areas.

Hz. The standard abbreviations for ^1H NMR spin couplings are given as s, d, t, q, dd, dt, td, and m for singlet, doublet, triplet, quartet, a doublet of doublet, doublet of triplet, triplet of doublet and multiplet respectively. High-resolution mass spectra (HRMS) were recorded in a positive ion electrospray ionization (ESI-Q-TOF). All melting points were recorded on Veego VMP-CMP melting point apparatus and are uncorrected.

General procedure for synthesis of Diels–Alder adducts **18** and **20**

To a stirred solution of 6-methyl-5,8-dihydronaphthalene-1,4-dione **14** (2.87–3.44 mmol, 1 equiv) and freshly prepared spiro[2.4]hepta-4,6-diene **16** (0.6 mL, 6.20 mmol for **18**) in dry benzene (10 mL) and spiro[4.4]nona-1,3-diene **17** (0.7 mL, 5.30 mmol for **20**) in dry toluene (10 mL) was kept refluxing overnight (progress monitored by TLC). After completion of the reaction (TLC monitoring), the solvent was evaporated under reduced pressure and the residue purified by silica gel column chromatography (2–4% EtOAc/petroleum ether) to give pure **18** and **20** as light yellow crystalline solids.

DA adduct 18: light yellow crystalline solid; M.p. 98–100 °C; prepared from compound **14** (600 mg, 3.44 mmol); Yield: 780 mg (85%); IR (neat, cm^{-1}): 2993, 2935, 2867, 1651, 1451, 1420, 1300, 1271, 1125, 1078, 1007, 961; ^1H NMR (500 MHz, CDCl_3): δ 6.07 (d, $J = 1.6$ Hz, 2H), 5.40–5.39 (m, 1H), 3.37 (t, $J = 1.7$ Hz, 2H), 2.96–2.83 (m, 6H), 1.69 (s, 3H), 0.58–0.55 (m, 2H), 0.48–0.45 (m, 2H) ppm; ^{13}C NMR (125 MHz, CDCl_3): δ 198.4, 198.3, 146.1, 145.9, 135.38, 135.37, 130.0, 116.8, 53.97, 53.95, 49.19, 49.11, 44.85, 29.40, 25.8, 22.8, 8.0, 6.9 ppm; HRMS (ESI, Q-ToF): m/z calcd for $\text{C}_{18}\text{H}_{18}\text{KO}_2$ [$\text{M} + \text{K}$] $^+$ 305.0938; found: 305.0935.

DA adduct 20: light yellow crystalline solid; M.p. 113–115 °C; prepared from compound **14** (500 mg, 2.87 mmol); Yield: 580 mg (69%); IR (neat, cm^{-1}): 2979, 1661, 1418, 1271, 1071, 922; ^1H NMR (500 MHz, CDCl_3): δ 5.97 (t, $J = 1.7$ Hz, 2H), 5.40–5.38 (m, 1H), 3.43–3.40 (m, 1H), 3.28 (t, $J = 1.6$ Hz, 2H), 2.95–2.92 (m, 2H), 2.85–2.81 (m, 2H), 2.03–1.98 (m, 1H), 1.69 (s, 3H), 1.61–1.55 (m, 2H), 1.51–1.42 (m, 6H) ppm; ^{13}C NMR (125 MHz, CDCl_3): δ 199.0, 198.8, 146.0, 145.8, 136.14, 136.13, 130.0, 116.8, 69.0, 56.5, 48.4, 32.6, 32.0, 31.6, 31.0, 29.3, 25.9, 25.8, 25.4, 22.8 ppm; HRMS (ESI, Q-ToF): m/z calcd for $\text{C}_{20}\text{H}_{20}\text{KO}_2$ [$\text{M} + \text{K}$] $^+$ 331.1095; found: 331.1096.

General procedure for the synthesis of Diels–Alder adducts **19** and **21**

A stirred solution of 6,7-dimethyl-5,8-dihydronaphthalene-1,4-dione **15** (1.60–3.18 mmol, 1 equiv) and freshly prepared spiro[2.4]hepta-4,6-diene **16** (0.6 mL, 5.70 mmol for **19**) in dry benzene (10 mL) and spiro[4.4]nona-1,3-diene **17** (0.4 mL, 2.86 mmol for **21**) in dry toluene (5 mL) was kept refluxing overnight (progress monitored by TLC). After completion of the reaction shown by TLC, the solvent was evaporated under reduced pressure and the residue purified by silica gel column chromatography (3–5% EtOAc/petroleum ether) to give the pure DA adducts **19** and **21** as light yellow crystalline solids.

DA adduct 19: light yellow crystalline solid; M.p. 144–146 °C; prepared from compound **15** (600 mg, 3.18 mmol); Yield: 655 mg (73%); IR (neat, cm^{-1}): 3072, 2993, 2927, 1647, 1357, 1298, 1268, 1206, 1146, 990, 914, 805, 768; ^1H NMR (500 MHz, CDCl_3): δ 6.07 (t, $J = 1.5$ Hz, 2H), 3.37 (s, 2H), 2.94–2.85 (m, 6H), 1.66 (s, 6H), 0.59–0.56 (m, 2H), 0.49–0.45 (m, 2H) ppm; ^{13}C NMR (125 MHz, CDCl_3): $\delta = 198.4, 146.2, 135.3, 121.8, 54.0, 49.1, 44.8, 31.4, 18.8, 8.0, 6.9$ ppm; HRMS (ESI, Q-ToF): m/z calcd for $\text{C}_{19}\text{H}_{20}\text{NaO}_2$ [$\text{M} + \text{Na}$] $^+$ 303.1356; found: 303.1352.

DA adduct 21: light yellow crystalline solid; M.p. 169–171 °C; prepared from compound **15** (300 mg, 1.60 mmol); Yield: 315 mg (65%); IR (neat, cm^{-1}): 2949, 2861, 1661, 1603, 1444, 1412, 1327, 1286, 753, 699; ^1H NMR (500 MHz, CDCl_3): δ 5.97 (s, 2H), 3.44–3.41 (m, 2H), 3.28 (s, 2H), 3.10 (s, 2H), 2.03–2.01 (m, 2H), 1.66 (s, 6H), 1.59 (t, $J = 6.9$ Hz, 2H), 1.51–1.43 (m, 6H) ppm; ^{13}C NMR (125 MHz, CDCl_3): δ 198.9, 146.2, 136.1, 121.8, 69.0, 56.6, 48.5, 32.6, 32.0, 31.6, 31.4, 31.1, 26.0, 25.4, 18.8 ppm; HRMS (ESI, Q-ToF): m/z calcd for $\text{C}_{21}\text{H}_{24}\text{NaO}_2$ [$\text{M} + \text{Na}$] $^+$ 331.1669; found: 331.1665.

General procedure for [2+2] photocycloaddition of DA adducts **18**, **19**, **20**, and **21**

The DA adducts **18**, **19**, **20**, and **21** (0.87–2.81 mmol) were dissolved in dry EtOAc (250 mL) and irradiated in a pyrex immersion well using 125 W UV lamp for 1–2 h under nitrogen atmosphere at room temperature. After completion of the reaction (monitored by TLC), the solvent was evaporated under vacuo and the crude residue was purified by silica gel column chromatography using 7–10% EtOAc/petroleum ether as eluent to afford the photo adducts

(cage propellanediones) **22**, **23**, **24**, and **25** as pure white crystalline solids.

Cage dione 22: colourless crystalline solid; M.p. 105–107 °C; prepared from DA adduct **18** (750 mg, 2.81 mmol); Yield: 720 mg (96%); IR (neat, cm^{-1}): 2983, 1744, 1727, 1437, 1263, 1232, 1090; $^1\text{H NMR}$ (500 MHz, CDCl_3): δ 5.58 (t, $J = 1.5$ Hz, 1H), 2.91 (s, 2H), 2.83–2.77 (m, 2H), 2.34–2.26 (m, 2H), 2.16 (t, $J = 1.9$ Hz, 2H), 1.76 (s, 4H), 1.63 (d, $J = 16.3$ Hz, 1H), 0.67–0.65 (m, 2H), 0.61–0.58 (m, 2H) ppm; $^{13}\text{C NMR}$ (125 MHz, CDCl_3): δ 213.2, 213.0, 133.9, 118.8, 55.3, 55.2, 52.9, 52.0, 49.1, 49.0, 43.05, 43.02, 37.7, 28.9, 24.4, 23.9, 5.5, 4.1 ppm; HRMS (ESI, Q-ToF): m/z calcd for $\text{C}_{18}\text{H}_{19}\text{O}_2$ [$\text{M} + \text{H}$] $^+$ 267.1380; found: 267.1376.

Cage dione 23: colourless crystalline solid; M.p. 197–199 °C; prepared from DA adduct **19** (600 mg, 2.14 mmol); Yield: 582 mg (97%); IR (neat, cm^{-1}): 3169, 2955, 1742, 1722, 1518, 1439, 1354, 1263, 1153; $^1\text{H NMR}$ (400 MHz, CDCl_3): 2.91 (d, $J = 1.3$ Hz, 2H), 2.79 (s, 2H), 2.35 (d, $J = 15.8$ Hz, 2H), 2.17 (d, $J = 1.5$ Hz, 2H), 1.74 (s, 6H), 1.65 (d, $J = 15.5$ Hz, 2H), 0.70–0.66 (m, 2H), 0.62–0.58 (m, 2H) ppm; $^{13}\text{C NMR}$ (125 MHz, CDCl_3): δ 213.2, 124.8, 55.4, 53.0, 49.2, 42.8, 37.7, 30.4, 20.2, 5.5, 4.1 ppm; HRMS (ESI, Q-ToF): m/z calcd for $\text{C}_{19}\text{H}_{20}\text{NaO}_2$ [$\text{M} + \text{Na}$] $^+$ 303.1356; found: 303.1357.

Cage dione 24: colourless crystalline solid; M.p. 121–123 °C; prepared from DA adduct **20** (550 mg, 1.86 mmol); Yield: 527 mg (96%); IR (neat, cm^{-1}): 2945, 1749, 1725, 1264, 1036; $^1\text{H NMR}$ (500 MHz, CDCl_3): δ 5.60–5.59 (m, 1H), 2.86 (s, 2H), 2.76–2.70 (m, 2H), 2.40–2.28 (m, 4H), 1.78 (s, 3H), 1.75 (d, $J = 6.8$, 1H), 1.68–1.63 (m, 5H), 1.57 (t, $J = 6.1$, 2H), 1.52 (t, $J = 6.8$ Hz, 2H) ppm; $^{13}\text{C NMR}$ (125 MHz, CDCl_3): δ 213.1, 212.9, 133.9, 118.8, 65.2, 54.7, 54.6, 52.2, 51.27, 51.20, 51.1, 43.0, 42.9, 32.2, 29.0, 28.5, 25.7, 25.5, 24.5, 24.0 ppm; HRMS (ESI, Q-ToF): m/z calcd for $\text{C}_{20}\text{H}_{22}\text{NaO}_2$ [$\text{M} + \text{Na}$] $^+$ 317.1512; found: 317.1516.

Cage dione 25: colourless crystalline solid; M.p. 214–216 °C; prepared from DA adduct **21** (270 mg, 0.87 mmol); Yield: 252 mg (94%); IR (neat, cm^{-1}): 3023, 2931, 1750, 1723, 1448, 1302, 1039, 791; $^1\text{H NMR}$ (500 MHz, CDCl_3): δ = 2.84 (d, $J = 1.4$, 2H), 2.69 (s, 2H), 2.40–2.33 (m, 4H), 1.75 (s, 6H), 1.68–1.63 (m, 6H), 1.57 (t, $J = 6.7$, 2H), 1.51 (t, $J = 6.7$ Hz, 2H) ppm; $^{13}\text{C NMR}$ (125 MHz, CDCl_3): δ = 213.1, 124.8, 65.2, 54.7, 52.2, 51.2, 42.6, 32.2, 30.4, 28.5, 25.7, 25.6, 20.3 ppm; HRMS (ESI, Q-ToF): m/z calcd for $\text{C}_{21}\text{H}_{24}\text{NaO}_2$ [$\text{M} + \text{Na}$] $^+$ 331.1669; found: 331.1667.

General procedure for the synthesis of Diels–Alder adducts **27** and **29**

A solution of 6-methylnaphthalene-1,4-dione **26** (200 mg, 1.16 mmol, 1 equiv) and freshly prepared spiro[2.4]hepta-4,6-diene **16** (0.2 mL, 2.09 mmol for **27**) in dry benzene (10 mL) and spiro[4.4]nona-1,3-diene **17** (0.3 mL, 2.0 mmol for **29**) in dry toluene (10 mL) was kept refluxing overnight (progress monitored by TLC). After completion of the reaction the solvent was evaporated under reduced pressure and

the residue purified by silica gel column chromatography (3% EtOAc/petroleum ether) to give pure **27** and **29** as pale yellow solids.

DA adduct 27: pale yellow solid; M.p. 110–120 °C; prepared from compound **26** (200 mg, 1.16 mmol); Yield: 227 mg (74%); IR (neat, cm^{-1}): 3061, 2983, 1679, 1600, 1325, 1293, 1273, 1023 854, 841, 778, 765, 707; $^1\text{H NMR}$ (500 MHz, CDCl_3): δ 7.91 (d, $J = 8.0$ Hz, 1H), 7.80 (s, 1H), 7.47 (d, $J = 7.9$ Hz, 1H), 6.0 (s, 2H), 3.57 (d, $J = 2.0$ Hz, 2H), 2.99 (s, 2H), 2.43 (s, 3H), 0.62–0.59 (m, 2H), 0.55–0.52 (m, 2H) ppm; $^{13}\text{C NMR}$ (125 MHz, CDCl_3): δ 198.1, 197.5, 145.4, 136.0, 135.7, 135.6, 135.1, 134.0, 127.2, 127.1, 54.59, 54.51, 50.5, 50.4, 45.1, 21.9, 8.2, 7.1 ppm; HRMS (ESI, Q-ToF): m/z calcd for $\text{C}_{18}\text{H}_{17}\text{O}_2$ [$\text{M} + \text{H}$] $^+$ 265.1223; found: 265.1228.

DA adduct 29: pale yellow solid; M.p. 113–115 °C; prepared from compound **26** (200 mg, 1.16 mmol); Yield: 215 mg (63%); IR (neat, cm^{-1}): 2959, 1678, 1600, 1295, 1269, 1019, 782; $^1\text{H NMR}$ (400 MHz, CDCl_3): δ 7.87 (d, $J = 8.0$ Hz, 1H), 7.76 (s, 1H), 7.44 (d, $J = 7.9$ Hz, 1H), 5.9 (s, 2H), 3.46 (d, $J = 2.6$ Hz, 2H), 3.18 (s, 2H), 2.40 (s, 3H), 1.63–1.55 (m, 2H), 1.50–1.42 (m, 6H) ppm; $^{13}\text{C NMR}$ (100 MHz, CDCl_3): δ 198.5, 197.9, 145.2, 136.4, 136.3, 135.0, 134.0, 127.0, 126.9, 69.1, 57.1, 57.0, 49.8, 49.6, 32.1, 31.3, 26.0, 25.4, 21.8 ppm; HRMS (ESI, Q-ToF): m/z calcd for $\text{C}_{20}\text{H}_{20}\text{NaO}_2$ [$\text{M} + \text{Na}$] $^+$ 315.1356; found: 315.1352.

General procedure for the synthesis of cage propellanediones **28** and **30**

To a stirred solution of the DA adducts **27** and **29** (200 mg, 0.75–0.68 mmol) in 250 mL of dry ethyl acetate was degassed with nitrogen and subjected to irradiation in Pyrex immersion well using 125 W medium pressure UV mercury-vapour lamp (homemade) for 5 h at room temperature. After completion of the reaction (by TLC monitoring), the solvent was removed under vacuo and the crude product was purified by column chromatography on silica gel using 8–10% ethyl acetate in petroleum ether as eluent to furnish the cage diones **28** and **30** as white solids.

Cage dione 28: white solid; M.p. 114–116 °C; prepared from DA adduct **27** (200 mg, 0.75 mmol); Yield: 187 mg (94%); IR (neat, cm^{-1}): 2959, 2867, 1762, 1601, 1495, 1442, 1219, 1075; $^1\text{H NMR}$ (400 MHz, CDCl_3): δ 5.84 (dd, $J = 9.9$, 0.7 Hz 1H), 5.40 (d, $J = 9.9$ Hz 1H), 5.08 (d, $J = 1.3$ Hz 1H), 3.43 (t, $J = 5.1$ Hz, 2H), 2.98 (t, $J = 1.1$ Hz, 2H), 2.29–2.26 (m, 2H), 1.77 (s, 3H), 0.74–0.70 (m, 2H), 0.65–0.61 (m, 2H) ppm; $^{13}\text{C NMR}$ (100 MHz, CDCl_3): δ 211.2, 210.7, 132.6, 129.1, 120.1, 114.3, 55.3, 55.2, 51.5, 51.4, 50.5, 49.9, 49.8, 36.0, 22.5, 5.3, 4.0 ppm; HRMS (ESI, Q-ToF): m/z calcd for $\text{C}_{18}\text{H}_{16}\text{O}_2$ [$\text{M} + \text{Na}$] $^+$ 287.1043; found: 287.1056.

Cage dione 30: white solid; M.p. 155–157 °C; prepared from DA adduct **29** (200 mg, 0.68 mmol); Yield: 183 mg (92%); IR (neat, cm^{-1}): 2962, 1761, 1452, 1219, 770, 699; $^1\text{H NMR}$ (400 MHz, CDCl_3): δ 5.81 (d, $J = 9.8$ Hz, 1H), 5.38 (d, $J = 9.9$ Hz, 1H), 5.07 (d, $J = 1.1$ Hz 1H), 3.34 (t, $J = 4.4$ Hz, 2H), 2.87 (d, $J = 0.9$ Hz, 2H), 2.48 (d,

$J = 2.0$ Hz, 2H), 1.75 (s, 3H), 1.65–1.55 (m, 6H), 1.48–1.45 (m, 2H) ppm; ^{13}C NMR (100 MHz, CDCl_3): δ 211.1, 210.7, 132.5, 129.0, 120.2, 114.3, 63.2, 54.5, 54.4, 51.9, 51.8, 51.4, 51.3, 50.6, 49.7, 32.4, 28.1, 25.6, 25.5, 22.4 ppm; HRMS (ESI, Q-ToF): m/z calcd for $\text{C}_{18}\text{H}_{16}\text{O}_2$ [M + H] $^+$ 293.1536; found: 293.1545.

General procedure for the synthesis of cage propellandiol 31, 32, 33 and 34

A solution of cage diones **22**, **23**, **24**, and **25** (0.13–0.37 mmol) in dry methanol (10 mL), NaBH_4 (0.52–1.48 mmol) was added at 0°C in small portions over a period of 10 min. Afterwards, the reaction mixture was stirred for another 20 min at the room temperature. After completion of the reaction (monitored by TLC), methanol was removed under vacuo and the crude residue was quenched by addition of water and was extracted with ethyl acetate. The combined organic layers were washed with brine solution, dried over anhydrous Na_2SO_4 and concentrated under reduced pressure. The crude products were obtained after evaporation of solvent followed by purification by column chromatography on silica gel using 10–15% EtOAc in petroleum ether as eluent to yield the cage diols **31**, **32**, **33** and **34** as colourless solids.

Cage diol 31: colourless solid; M.p. 134–136 $^\circ\text{C}$; prepared from cage dione **22** (100 mg, 0.37 mmol); Yield: 95 mg (95%); IR (neat, cm^{-1}): 3477, 3372, 3213, 2959, 1705, 1476, 1114; ^1H NMR (400 MHz, CDCl_3): δ 5.65 (t, $J = 2.9$ Hz, 1H), 5.21 (s, 2H), 3.45 (d, $J = 6.0$ Hz, 2H), 2.62 (s, 2H), 2.39–2.26 (m, 2H), 2.15–2.08 (m, 2H), 1.79 (s, 3H), 1.76 (dd, $J = 15.6$, 7.1 Hz, 1H) 1.66–1.56 (m, 3H), 0.52–0.49 (m, 2H), 0.28–0.25 (m, 2H) ppm; ^{13}C NMR (100 MHz, CDCl_3): δ 136.1, 120.8, 75.6, 75.4, 47.7, 47.6, 47.5, 46.8, 46.7, 43.9, 43.8, 35.2, 31.3, 29.9, 24.7, 5.2, 4.4 ppm; HRMS (ESI, Q-ToF): m/z calcd for $\text{C}_{18}\text{H}_{22}\text{O}_2$ [M + Na] $^+$ 293.1512; found: 293.1516.

Cage diol 32: colourless solid; M.p. 207–209 $^\circ\text{C}$; prepared from cage dione **23** (100 mg, 0.35 mmol); Yield: 85 mg (85%); IR (neat, cm^{-1}): 3372, 1655, 1100; ^1H NMR (400 MHz, CDCl_3): δ 3.48 (s, 2H), 3.21 (s, 4H), 2.64 (s, 2H), 2.39 (d, $J = 15.2$ Hz, 2H), 2.09 (s, 2H), 1.76 (s, 6H), 1.64–1.57 (m, 2H), 0.53–0.49 (m, 2H), 0.28–0.26 (m, 2H) ppm; ^{13}C NMR (125 MHz, CDCl_3): δ 126.5, 75.4, 47.7, 47.4, 46.7, 43.5, 36.6, 31.4, 20.4, 5.2, 4.4 ppm; HRMS (ESI, Q-ToF): m/z calcd for $\text{C}_{19}\text{H}_{24}\text{NaO}_2$ [M + Na] $^+$ 307.1669; found: 307.1667.

Cage diol 33: colourless solid; M.p. 128–130 $^\circ\text{C}$; prepared from cage dione **24** (40 mg, 0.13 mmol); Yield: 31 mg (76%); IR (neat, cm^{-1}): 3386, 3220, 2955, 1112; ^1H NMR (400 MHz, CDCl_3): δ 5.63 (d, $J = 5.3$ Hz, 1H), 5.00 (s, 2H), 3.44 (s, 2H), 2.53 (s, 2H), 2.38–2.25 (m, 2H), 2.05–1.98 (m, 2H), 1.78 (s, 6H), 1.64–1.54 (m, 5H), 1.52–1.46 (m, 2H), 1.15 (t, $J = 6.8$, 1H) ppm; ^{13}C NMR (125 MHz, CDCl_3): δ 136.1, 120.8, 75.7, 75.5, 57.4, 49.8, 49.7, 46.8, 46.0, 45.9, 43.7, 43.6, 35.3, 32.2, 30.4, 29.8, 25.8, 25.6, 24.7 ppm; HRMS (ESI, Q-ToF): m/z calcd for $\text{C}_{20}\text{H}_{26}\text{NaO}_2$ [M+Na] $^+$ 321.1825; found: 321.1825.

Cage diol 34: colourless solid; M.p. 212–214 $^\circ\text{C}$; prepared from cage dione **25** (50 mg, 0.16 mmol); Yield: 45 mg (90%);

IR (neat, cm^{-1}): 3345, 3278, 3210, 2947, 2876, 2091, 1475, 1320, 1280, 1259, 1229, 1182, 1131, 1119, 1065, 1001, 972, 868, 802; ^1H NMR (400 MHz, CDCl_3): δ 4.43 (s, 2H), 3.46 (s, 2H), 2.54 (s, 2H), 2.38 (d, $J = 14.5$ Hz, 2H), 1.98 (s, 2H), 1.80 (s, 2H), 1.75 (s, 6H), 1.61–1.56 (m, 6H), 1.48 (t, $J = 6.7$ Hz, 2H), 1.15 (t, $J = 7.1$ Hz, 2H) ppm; ^{13}C NMR (125 MHz, CDCl_3): δ 126.4, 75.5, 49.8, 46.7, 46.0, 43.4, 36.7, 32.2, 29.8, 25.8, 25.6, 20.4 ppm; HRMS (ESI, Q-ToF): m/z calcd for $\text{C}_{21}\text{H}_{28}\text{NaO}_2$ [M + Na] $^+$ 335.1982; found: 335.1980.

General procedure for the synthesis of cage diones 35, 36, 37 and 38 via reduction

To a stirred solution of cage diones **22**, **23**, **24**, and **25** (0.17–1.07 mmol) in dry ethyl acetate (5 mL) was added catalytic amount of 10% Pd/C. Later, the cage diones were hydrogenated using hydrogen gas (H_2 balloon) under atmospheric pressure at room temperature for 5 h. After completion of the reaction (TLC monitoring), the reaction mixture was filtered off with the aid of Celite pad and filtrate was concentrated under reduced pressure. The obtained crude residue was purified by column chromatography on silica gel using 8–10% ethyl acetate in petroleum ether as eluent to give the saturated diones **35**, **36**, **37** and **38** as colourless solids.

Cage dione 35: colourless solid; M.p. 107–109 $^\circ\text{C}$; prepared from cage dione **22** (50 mg, 0.18 mmol); Yield: 45 mg (89%); IR (neat, cm^{-1}): 2942, 1745, 1722, 1449, 1264, 1071; ^1H NMR (500 MHz, CDCl_3): δ 3.08–3.04 (m, 1H), 2.98–2.91 (m, 3H), 2.20–2.13 (m, 3H), 1.77–1.68 (m, 2H), 1.56–1.46 (m, 2H), 1.35–1.27 (m, 2H), 0.96 (d, $J = 6.3$ Hz, 3H), 0.72–0.62 (m, 4H) ppm; ^{13}C NMR (125 MHz, CDCl_3): δ 213.8, 213.4, 55.55, 55.52, 51.8, 49.3, 45.9, 43.4, 37.9, 32.0, 28.7, 26.5, 23.0, 5.5, 4.1 ppm; HRMS (ESI, Q-ToF): m/z calcd for $\text{C}_{18}\text{H}_{20}\text{NaO}_2$ [M + Na] $^+$ 291.1355; found: 291.1354.

Cage dione 36: colourless solid; M.p. 160–162 $^\circ\text{C}$; prepared from cage dione **23** (300 mg, 1.07 mmol); Yield: 274 mg (90%); IR (neat, cm^{-1}): 2955, 1742, 1727, 1461, 1266, 1178, 1088; ^1H NMR (500 MHz, CDCl_3): 2.97–2.95 (m, 4H), 2.17–2.15 (m, 2H), 1.90 (dd, $J = 13.9$, 8.1 Hz, 2H), 1.79–1.75 (m, 2H), 1.30 (dd, $J = 13.8$, 5.1 Hz, 2H), 0.77 (d, $J = 6.7$, 6H), 0.70–0.67 (m, 2H), 0.65–0.61 (m, 2H) ppm; ^{13}C NMR (125 MHz, CDCl_3): δ 213.5, 55.5, 52.2, 49.3, 46.6, 37.8, 30.59, 30.53, 16.2, 5.5, 4.1 ppm; HRMS (ESI, Q-ToF): m/z calcd for $\text{C}_{19}\text{H}_{22}\text{NaO}_2$ [M+Na] $^+$ 305.1512; found: 305.1512.

Cage dione 37: colourless solid; M.p. 132–134 $^\circ\text{C}$; prepared from cage dione **24** (50 mg, 0.17 mmol); Yield: 43 mg (85%); IR (neat, cm^{-1}): 2959, 2945, 1744, 1440; ^1H NMR (500 MHz, CDCl_3): δ 2.99–2.84 (m, 4H), 2.40 (s, 2H), 2.19–2.14 (m, 1H), 1.72–1.66 (m, 6H), 1.60–1.46 (m, 6H), 1.33–1.25 (m, 2H), 0.95 (d, $J = 6.3$ Hz, 3H); ^{13}C NMR (125 MHz, CDCl_3): δ 213.7, 213.3, 65.4, 54.86, 54.82, 51.2, 51.0, 48.5, 45.8, 43.2, 32.3, 32.2, 32.0, 28.7, 28.5, 26.4, 25.7, 25.6, 23.0, 22.9 ppm; HRMS (ESI, Q-ToF): m/z calcd for $\text{C}_{20}\text{H}_{24}\text{NaO}_2$ [M + Na] $^+$ 319.1669; found: 319.1668.

Cage dione 38: colourless solid; M.p. 169–171 °C; prepared from cage dione **25** (200 mg, 0.64 mmol); Yield: 187 mg (93%); IR (neat, cm^{-1}): 2955, 2874, 2857, 1744, 1723, 1464, 1449, 1213; ^1H NMR (500 MHz, CDCl_3): 2.82–2.80 (m, 3H), 2.33–2.31 (m, 2H), 1.83 (dd, $J = 14.0, 8.1$ Hz, 2H), 1.71–1.67 (m, 2H), 1.60–1.56 (m, 5H), 1.53–1.46 (m, 4H), 1.23 (d, $J = 4.9$ Hz, 1H), 1.20 (d, $J = 4.9$ Hz, 1H), 0.70 (d, $J = 6.8$ Hz, 6H) ppm; ^{13}C NMR (125 MHz, CDCl_3): δ 213.5, 65.3, 54.8, 51.2, 48.6, 46.5, 32.4, 30.57, 30.53, 28.5, 25.7, 25.6, 16.2 ppm; HRMS (ESI, Q-ToF): m/z calcd for $\text{C}_{21}\text{H}_{26}\text{NaO}_2$ [$\text{M} + \text{Na}$] $^+$ 331.1825; found: 331.1822.

General procedure for the synthesis of cage hydroxy ketones **39** and **40** via rearrangement

A solution of cage diones **22** and **24** (100 mg, 0.33–0.37 mmol) and activated zinc dust (4.40–4.88 mmol) in 5 mL glacial acetic acid was stirred at room temperature overnight. Insoluble zinc metal and salts were removed by filtration and the resulting filtrate was concentrated, diluted with cold water and extracted with dichloromethane (DCM). The combined organic layers were washed with aqueous NaHCO_3 solution, brine and dried over anhydrous Na_2SO_4 . The organic layer was concentrated at reduced pressure to give the crude rearranged cage hydroxyketone. The resulting crude residue was further purified by silica gel column chromatography using 12–15% EtOAc/PE as eluent to yield the inseparable mixture of cage hydroxyketones **39** and **40** as colourless liquids.

Cage hydroxy ketone 39: colourless liquid; prepared from cage dione **22** (100 mg, 0.37 mmol); Yield: 87 mg (79%); IR (neat, cm^{-1}): 3376, 3267, 2976, 1759, 1747, 1242, 1031; ^1H NMR (500 MHz, CDCl_3): δ 5.39 (dd, $J = 16.1, 6.9$ Hz, 1H), 2.62–2.60 (t, $J = 5.9$ Hz, 1H), 2.50–2.46 (m, 1H), 2.41–2.26 (m, 4H), 2.24–2.17 (m, 1H), 2.15–2.10 (m, 1H), 2.08–2.00 (m, 1H), 1.94–1.90 (m, 2H), 1.76 (t, $J = 5.5$ Hz, 1H), 1.71 (d, $J = 7.6$ Hz, 3H) ppm; ^{13}C NMR (125 MHz, CDCl_3): δ = 217.3, 217.2, 137.3, 137.0, 122.9, 122.1, 84.9, 84.8, 55.6, 55.0, 53.28, 53.24, 52.0, 51.9, 50.1, 48.6, 48.49, 48.40, 48.1, 46.5, 46.4, 46.07, 46.03, 33.86, 33.84, 31.0, 27.6, 27.2, 27.1, 25.1, 21.5, 6.0, 5.3 ppm; HRMS (ESI, Q-ToF): m/z calcd for $\text{C}_{18}\text{H}_{20}\text{NaO}_2$ [$\text{M} + \text{Na}$] $^+$ 291.1356; found: 291.1355.

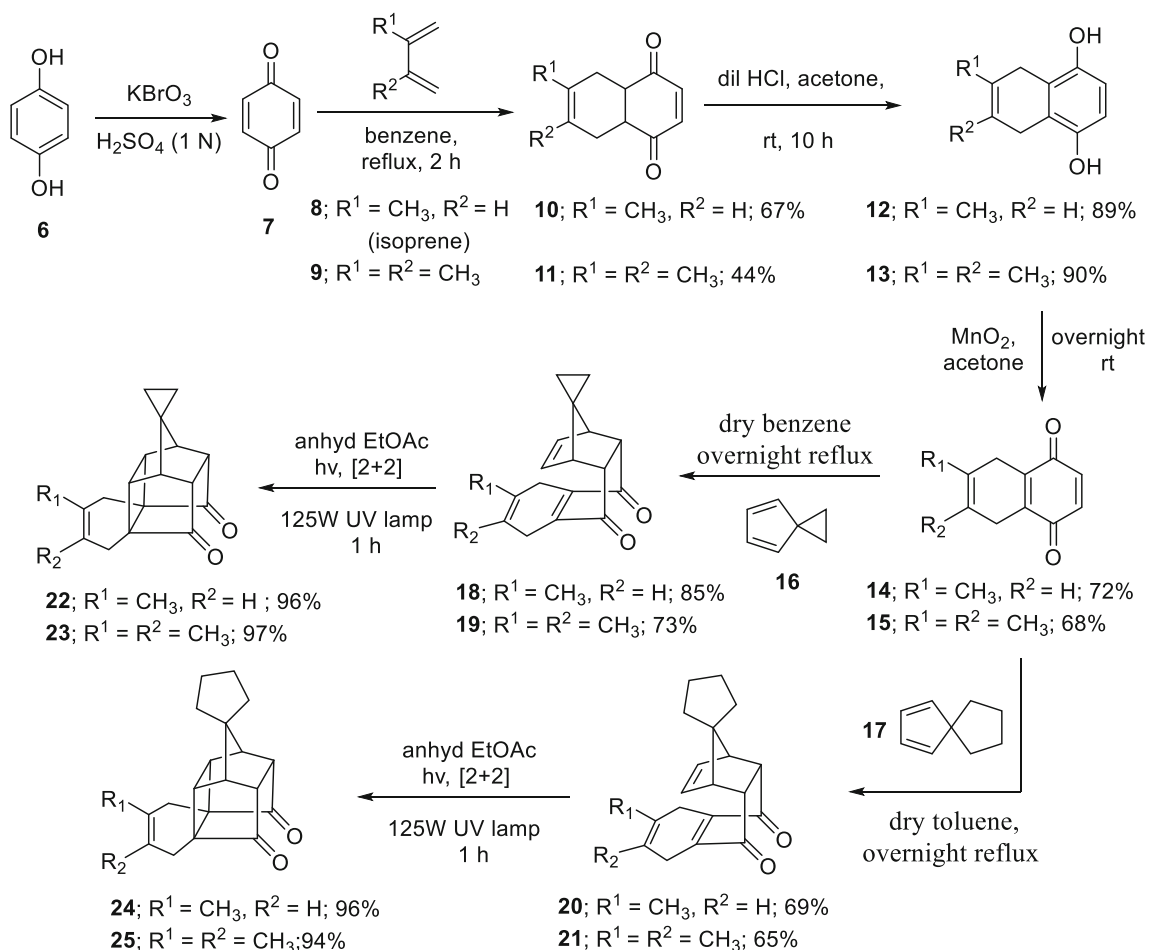
Cage hydroxy ketone 40: colourless liquid; prepared from cage dione **24** (100 mg, 0.33 mmol); Yield: 89 mg (88%); IR (neat, cm^{-1}): 3525, 3457, 3098, 2949, 1750, 1449; ^1H NMR (500 MHz, CDCl_3): δ 5.38 (t, $J = 9.5$ Hz, 1H), 2.51–2.32 (m, 3H), 2.27–2.17 (m, 4H), 2.16–2.08 (m, 3H), 1.98–1.96 (m, 1H), 1.74–1.69 (m, 4H), 1.67–1.61 (m, 2H), 1.51–1.35 (m, 6H) ppm; ^{13}C NMR (125 MHz, CDCl_3): δ 217.4, 217.3, 137.3, 136.9, 122.9, 122.0, 84.7, 84.6, 58.64, 58.60, 56.5, 56.4, 55.3, 54.7, 52.2, 52.1, 49.1, 49.0, 48.9, 48.6, 48.3, 47.2, 47.1, 45.97, 45.94, 32.9, 31.27, 31.25, 31.12, 27.7, 27.1, 27.0, 26.14, 26.11, 25.2, 21.5 ppm; HRMS (ESI, Q-ToF): m/z calcd for $\text{C}_{20}\text{H}_{24}\text{NaO}_2$ [$\text{M} + \text{Na}$] $^+$ 319.1669; found: 319.1668.

3. Results and Discussion

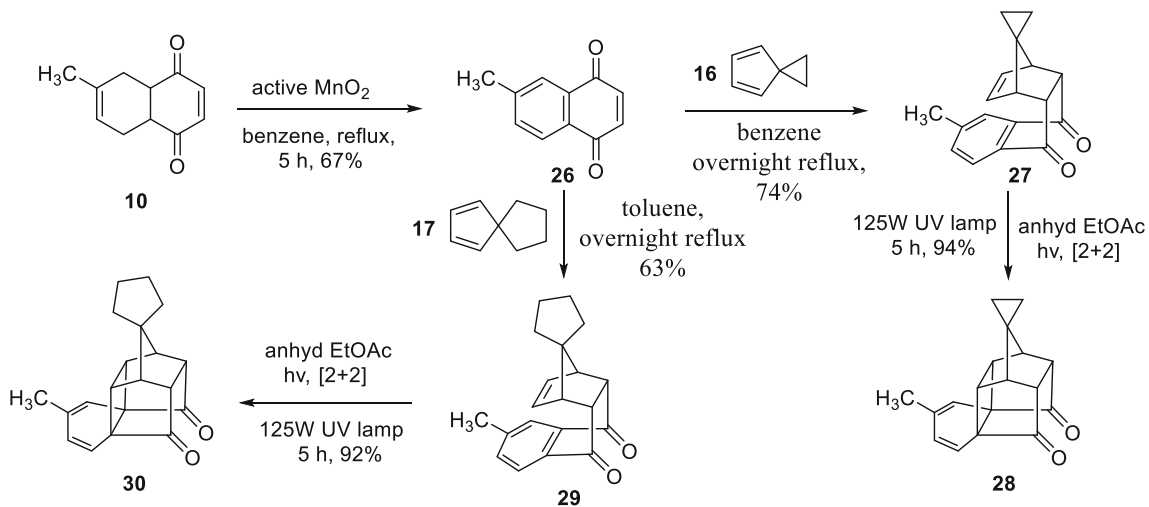
In connection with our major programme to design new polycyclic cage compounds, here, we report the synthesis and rearrangement of functionalized cage [4.4.2]propellanes containing a spiro linkage. The synthesis of target propellanes commenced with the preparation of key building blocks such as quinone derivatives **14** and **15**, prepared based on literature procedures.^{10b, 12} Next, the preparation of Diels–Alder (DA) dienophiles **14** and **15** was started with a commercially available hydroquinone **6** via a [4+2] cycloaddition, aromatization followed by oxidation reaction by MnO_2 (Scheme 1). Thermal cycloaddition of diene partners such as 2-methyl 1,3-butadiene **8** (isoprene) and 2, 3-dimethyl 1,3-butadiene **9** under reflux conditions in anhydrous benzene gave the DA adducts **10** and **11** in 44% and 67% yields respectively. Subsequent aromatization of the [4+2] cycloadducts **10** and **11** in the presence of 10% dil. HCl delivered the 1,4-naphthalenediols **12** and **13** in excellent yields (90%). Later, MnO_2 oxidation of 1,4-naphthalenediols **12** and **13** at rt gave the required quinone derivatives **14** and **15** in 68–72% yield (Scheme 1).¹²

Next, the quinone derivative, 6-methylnaphthalene-1,4-dione **26**¹³ was prepared from DA adduct **10** via oxidative dehydrogenation involving active MnO_2 based on the reported method.¹³ Various known quinones such as **14**, **15**, and **26**^{10–13} were subjected to DA reaction with the aid of diene partners **16**¹⁴ and **17**¹⁴ under benzene/toluene reflux condition in solvent to afford the corresponding DA adducts such as **18**, **19**, **20** and **21** in moderate to good yields (Scheme 1). Afterwards, these DA cycloadducts **18**, **19**, **20**, and **21** were made to undergo [2+2] photocycloaddition with the aid of 125 W UV lamp under nitrogen produced the cage [4.4.2]propellanediones **22**, **23**, **24**, and **25** in excellent (94–97%) yields. Along similar lines, the other [4+2] cycloadducts (DA adducts) **27** (74%) and **29** (63%) were assembled by thermal cycloaddition¹⁵ of quinone **26** with different dienes such as **16** and **17**. Later, the DA adducts **27** and **29** were subjected to [2+2] photocycloaddition¹⁶ in dry ethyl acetate with the aid of UV irradiation to furnish the unsaturated cage diones **28** and **30** in excellent yields (Scheme 2).

Having prepared the cage diones **22**, **23**, **24**, and **25**, our next effort was directed towards the synthesis of various functionalized cage compounds by reduction and rearrangement approach. In this regard, diones such as **22**, **23**, **24**, and **25** were reacted with NaBH_4 in the presence of methanol at 0 °C for 30 min to produce the cage diols **31**, **32**, **33**, and **34** in 76–90% yields. The structures of these diols **31**, **32**, **33**, and **34** were



Scheme 1. Synthesis of heptacyclic cage dione's **22**, **23**, **24**, and **25**.

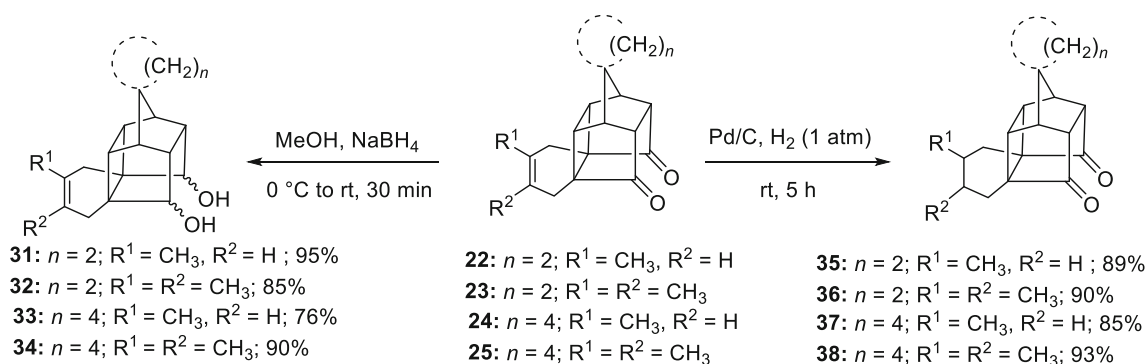


Scheme 2. Synthesis of heptacyclic cage diones **28** and **30**.

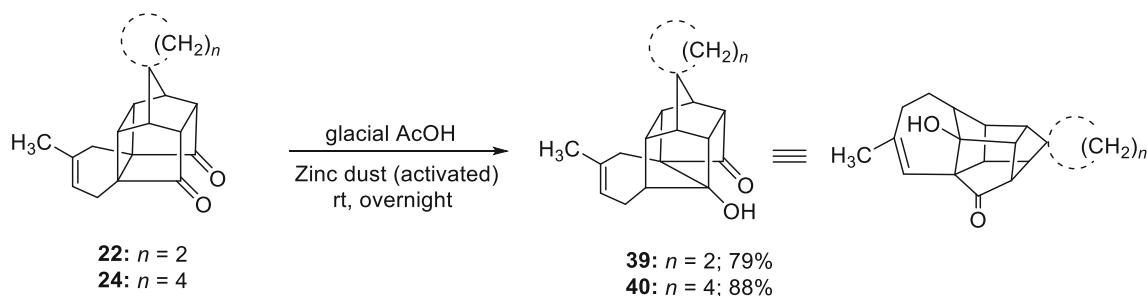
fully supported by spectroscopic and analytical data (¹H NMR, ¹³C NMR and HRMS). Subsequently, hydrogenation of these cage diones **22**, **23**, **24**, and **25** in the presence of 10% Pd/C under hydrogen atmosphere produced the saturated diones **35**, **36**, **37**, and **38** in excellent

yields (Scheme 3). Finally, the structures of the cage diones **35**, **36**, **37**, and **38** were established by ¹H NMR, ¹³C NMR and HRMS spectral data.

In view of literature reports^{7,10} as well as our current interest in designing diverse *D*₃-trishomocubanes



Scheme 3. Synthesis of heptacyclic cage diol's **31**, **32**, **33**, **34**, and cage dione's **35**, **36**, **37**, and **38** by reduction.



Scheme 4. Synthesis of D_3 -trishomocubane derivatives **39** and **40** by acid-promoted rearrangement.

by metal/acid (Zn/AcOH) via rearrangement strategy, cage diones such as **22** and **24** were treated with acid (Zn/AcOH). Initially, reductive cleavage of C–C bond in cyclobutane ring gave the cage hydroxy ketones (D_3 -trishomocubanes) **39** and **40** in good yields (Scheme 4). The structures of rearranged products **39** and **40** were supported by ^1H NMR, ^{13}C NMR and HRMS data.

4. Conclusions

In conclusion, we have prepared and presented several new cage propellanes **22**, **23**, **24**, **25**, **28**, and **30** and D_3 -trishomocubane derivatives **39** and **40** starting with inexpensive and simple starting materials. We have also studied rearrangement of these cage propellanes with the aid of Zn/AcOH to produce D_3 -trishomocubane derivatives **39** and **40**. All these products were fully characterized by spectroscopic and analytical data.

Supplementary Information (SI)

The supporting information is available free of charge on the journal website. Characterization data of ^1H , ^{13}C , ^{13}C -APT, DEPT-135 NMR spectra (S1–S32) of all new products (PDF) are available in supplementary information (SI) file.

Acknowledgements

We thank the Defence Research and Development Organisation (DRDO, NO. ARDB/01/1041849/M/1), New Delhi, for financial assistance and gratefully acknowledge Praj Industries for Pramod Chaudhari Chair Professorship (Green Chemistry). S. K. thanks the Department of Science and Technology (DST, NO. SR/S2/JCB-33/2010) for the award of a J. C. Bose fellowship and S. R. C. thanks University Grants Commission (UGC), New Delhi for the award of a research fellowship.

References

- For selected reviews and monographs on cage molecules, see: (a) Osawa E and Yonemitsu O 1992 *Carbocyclic Cage Compounds* (New York: VCH); (b) Hopf H 2000 *Classics in Hydrocarbon Chemistry* (Weinheim: Wiley-VCH); (c) Biegasiewicz K F, Griffiths J R, Savage G P, Tsanaktsidis J and Priefer R 2015 Cubane: 50 Years Later *Chem. Rev.* **115** 6719; (d) Levandovskiy I A, Sharapa D I, Cherenkova O A, Gaidai A V and Shubina T E 2010 The chemistry of D_3 -trishomocubane *Russ. Chem. Rev.* **79** 1005; (e) Mehta G and Rao H S P 1987 Synthetic Studies Directed Towards Bucky-Balls and Bucky Bowls *Tetrahedron* **54** 13325
- (a) Eaton P E 1992 Cubanes: Starting Materials for the Chemistry of the 1990s and the New Century *Angew. Chem. Int. Edit.* **31** 1421; (b) Eaton P E,

- Zhang M-X, Gilardi R, Gelber N, Iyer S and Surapaneni R 2002 Octanitrocubane: A New Nitrocarbon Propellants *Explos. Pyrotech.* **27** 1; (c) Marchand A P, Sharma, G V M, Annapurna G S and Pednekar P R 1987 Pentacyclo[5.4.0.0^{2,6}.0^{3,10}.0^{5,9}]undecane-4, 8, 11-trione, Pentacyclo[6.3.0.0^{2,6}.0^{3,10}.0^{5,9}]undecane-4, 7, 11-trione (*D*₃-trishomocubanetrione), and 4, 4, 7, 7, 11, 11-Hexanitro[6.3.0.0^{2,6}.0^{3,10}.0^{5,9}]undecane (*D*₃-Hexanitrotrishomocubane) *J. Org. Chem.* **52** 4784
3. (a) Marchand A P, Suri S C, Earlywine A D, Powel D R and Vander Helm D 1984 Synthesis of methyl- and nitro-substituted pentacyclo[5.4.0.0^{2,6}.0^{3,10}.0^{5,9}]undecane-8,11-diones *J. Org. Chem.* **49** 670; (b) Fessner W D, Sedelmeier G, Spurr P R, Rihs G and Prinzbach H 1987 "Pagodane": The Efficient Synthesis of a Novel, Versatile Molecular Framework *J. Am. Chem. Soc.* **109** 4626; (c) Mehta G, Srikrishna A, Reddy A V and Nair M S 1981 A Novel, Versatile Synthetic Approach to Linearly Fused Tricyclopentanoids via Photo-thermal olefin metathesis *Tetrahedron* **37** 4543; (d) Mehta G and Rao H S P 1987 The Trioxa[5]-peristylane System *J. Chem. Soc. Chem. Commun.* 476
 4. (a) Geldenhuys W J, Malan S F, Bloomquist J R, Marchand A P and Van Der Schyf C J 2005 Pharmacology and Structure-Activity Relationships of Bioactive Polycyclic Cage Compounds: A Focus on Pentacycloundecane Derivatives *Med. Res. Rev.* **25** 21; (b) Sklyarova A S, Rodionov V N, Parsons C G, Quack G, Schreiner P R and Fokin A A 2013 Preparation and testing of homocubyl amines as therapeutic NMDA receptor antagonists *Med. Chem. Res.* **22** 360; (c) Chalmers B A, Xing, Houston S, Clark C, Ghassabian S, Kuo A, Cao B, Reitsma A, Murray C E P, Stock J E, Boyle, G M, Pierce, C J, Littler, S W, Winkler D A, Bernhardt P V, Pasay C. J, De Voss J, McCarthy J, Parsons P G, Walter G H, Smith M T, Cooper H M, Nilsson S K, Tsanaktisidis J, Savage G P and Williams C M 2016 Validating Eaton's Hypothesis: Cubane as a Benzene Bioisostere *Angew. Chem. Int. Edit.* **55** 3580
 5. (a) Paquette L A 1984 In *Strategies and Tactics of Organic synthesis* T Lindberg (Ed.) (New York: Academic Press) p.175; (b) Marchand A P 1989 In *Advances in Theoretically Interesting Molecules* R P Thummel (Ed.) (Greenwich, CT: JAI Press) Ch. 1 p. 357
 6. (a) Griesbeck A G, Deufel T, Hohlneicher G, Rebenitsch R and Steinwascher J 1998 Synthesis, Structure, and Properties of Twofold Bridged Sesquiorbornenes *Eur. J. Org. Chem.* 1759; (b) Mlinaric-Majerski K, Veljkovic J, Marchand A P and Ganguly B 1998 Thermodynamic Rearrangement of the Pentacyclo[5.4.0.0^{2,6}.0^{3,10}.0^{5,9}]undecane Skeleton *Tetrahedron* **54** 11381; (c) Sharapa D I, Gayday A V, Mitlenko A G, Levandovskiy I A and Shubina T E 2011 A Convenient Road to 1-Chloropentacycloundecanes – A Joint Experimental and Computational Investigation *Eur. J. Org. Chem.* **13** 2554
 7. (a) Mehta G, Srikrishna A, Rao K S, Reddy K R, Acharya K A, Puranik V G, Tavale S S and Guru Row T N 1987 Novel Polyquinanes from a Caged Hexacyclic [4.4.2]Propellane System *J. Org. Chem.* **52** 457; (b) Mehta G and Rao K S 1985 Reductive carbon-carbon cleavage in caged systems. A new general synthesis of linearly fused cis-syn-cis-triquinanes *J. Org. Chem.* **50** 5537; (c) Pecchioli T and Christmann M 2018 Synthesis of Highly Enantioenriched Propelladienes and their Application as Ligands in Asymmetric Rh-Catalyzed 1,4-additions *Org. Lett.* **20** 5256; (d) Dilmaç A M, Spuling E, de Meijere A and Bräse S 2017 Propellanes – From a Chemical Curiosity to "Explosive" Materials and Natural Products *Angew. Chem. Int. Edit.* **56** 5684; (e) Schneider L M, Schmiedel V M, Pecchioli T, Lentz D, Merten T and Christmann M 2017 Asymmetric Synthesis of Carbocyclic Propellanes **19** 2310; (f) Majerski Z, Veljkovic J and Kaselj M 1988 1,7-Methanohomopentaprismane. A [2.2.1] propellane **53** 2662
 8. (a) Chow T J and Wu T K 1991 Chemistry of cage-shaped polyquinane derivatives. The reaction of 14-iodohexacyclo[6.6.0.0^{2,6}.0^{3,13}.0^{4,11}.0^{5,9}]tetradecan-10-one in basic solution *J. Org. Chem.* **56** 6833; (b) Nair M S, Sudhir U, Joly S and Rath N P 1999 Two Fascinating Rearrangements Through Selective Placement of Bromine Substituents. Photochemical Synthesis of 3-Bromo-7-(bromomethyl) tetracyclo[5.3.1.0^{2,6}.0^{4,8}]undec-10(12)-ene-9,11-dione and its Rearrangement with Amines *Tetrahedron* **55** 7653; (c) Marchand A P, Rajapaksa D, Reddy S P, Watson W H and Nagl A 1989 Tieffeneau-Demjanov ring homologations of two pentacyclo[5.4.0.0^{2,6}.0^{3,10}.0^{5,9}]undecane-8, 11-diones *J. Org. Chem.* **54** 5086; (d) Marchand, A P, Chong H S, Shukla R, Sharma G V M, Kumar K A, Zope UR and Bott S G 1996 Acid and Base Promoted Rearrangements of Hexacyclo[11.2.1.0^{2,12}.0^{5,10}.0^{5,15}.0^{10,14}]hexadeca-6,8-diene-4,11-dione *Tetrahedron* **52** 13531
 9. (a) Kotha S and Dipak M K 2006 Design and Synthesis of Novel Propellanes by Using Claisen Rearrangement and Ring-Closing Metathesis as the Key Steps *Chem. Eur. J.* **12** 4446; (b) Kotha S, Cheekatla S R, Chinnam A K and Jain T 2016 Design and synthesis of polycyclic bisindoles via Fisher indolization and ring-closing metathesis as key steps *Tetrahedron Lett.* **57** 5605; (c) Kotha S and Cheekatla S R 2017 A New Synthetic Approach to C₂-Symmetric Octacyclic Cage Diol via Claisen Rearrangement and Ring-Closing Metathesis as the Key Steps *Chem. Select* **2** 6877; (d) Kotha S, Manivannan E and Sreenivasachary N 1999 Allylation of caged diketones via fragmentation methodology *J. Chem. Soc. Perkin Trans.* **1** 2845; (e) Kotha S, Seema V, Singh K and Deodhar K D 2010 Strategic utilization of catalytic metathesis and photo-thermal metathesis in caged polycyclic frames *Tetrahedron Lett.* **51** 2301
 10. (a) Kotha S, Cheekatla S R and Mandal B 2017 Synthesis and Rearrangement of Cage [4.3.2]propellanes that Contain a Spiro Linkage *Eur. J. Org. Chem.* 4277; (b) Kotha S and Cheekatla S R 2018 Molecular acrobatics in polycyclic frames: Synthesis of functionalized *D*₃-Trishomocubanes via rearrangement approach *J. Org. Chem.* **83** 6315
 11. (a) Lagoja I M and De clerq E 2008 Anti-influenza virus agents: Synthesis and mode of action *Med. Res. Rev.* **28** 1; (b) Lal S, Mallick L, Rajkumar S, Ommen, O P, Reshmi S, Kumbhakarna N, Chowdhury A and Namboothiri I N N 2015 Synthesis and energetic

- properties of high-nitrogen substituted bishomocubanes *J. Mater. Chem. A* **3** 22118; (c) Lim H N and Dong G 2016 Catalytic Cage formation via Controlled Dimerization of Norbornadienes: An Entry to Functionalized HCTDs (Heptacyclo[6.6.0.0^{2,6}.0^{3,13}.0^{4,11}.0^{5,9}.0^{10,14}] tetradecanes) *Org. Lett.* **18** 1104; (d) de Meijere A, Redlich S, Frank D, Magull J, Hofmeister A, Menzel H, König B and Svoboda J 2007 Octacyclopropylcubane and Some of Its Isomers *Angew. Chem. Int. Edit.* **46** 4574; (e) Wilkinson S M, Gunosewoyo H, Barron M L, Boucher A, McDonnell M, Turner P, Morrison D E, Bennett M R, McGregor I S, Rendina L M and Kassiou M 2014 The First CNS-Active Carborane: A Novel P₂X₇ Receptor Antagonist with Antidepressant Activity *ACS Chem. Neurosci.* **5** 335; (f) Kotha S, Cheekatla S R and Mhatre D S 2017 Ring-Closing Metathesis Approach to Cage Propellanes Containing Oxepane and Tetrahydrofuran Hybrid System *Synthesis* **49** 5339
12. (a) Kotha S and Manivannan E 2002 Synthesis of functionalized *cis-syn-cis* triquinanes *Indian J. Chem. Sect. B* **41** 808; (b) Dekker J, Dekker J J, Fourie L and Martins F J C 1976 *J. S. African Chem. Inst.* **29** 114
13. Mashraqui S and Keehn P 1982 Active MnO₂: Oxidative Dehydrogenations *Synth. Commun.* **12** 637
14. (a) Amor F, Royo P, Spaniol T P and Okuda J 2000 Chelated η⁵-cyclopentadienyl-η-ethyl complexes of molybdenum and tungsten; molecular structure of W(η⁵-C₅H₄CH₂ - η-CH₂)(CO)₃ *J. Organomet. Chem.* **604** 126; (b) Green M L H and O'Hare D 1985 Studies on cyclic bis (η⁵: σ-2-cyclopentadienyldiene-ethyl)- and bis(η⁵: σ-4-cyclopentadienyldienebutyl)-molybdenum compounds *J. Chem. Soc. Dalton Trans.* 1585
15. (a) Kotha S, Chavan A S and Goyal D 2015 Diversity-Oriented Approaches to Polycyclics and Bioinspired Molecules via the Diels–Alder Strategy: Green Chemistry, Synthetic Economy, and Beyond *ACS Comb. Sci.* **17** 253; (b) Nicolaou K C, Snyder S A, Montagnon T and Vassilikogiannakis G 2002 The Diels–Alder Reaction in Total Synthesis *Angew. Chem. Int. Edit.* **41** 1668
16. Poplata S, Tröster A, Zou Y-Q and Bach T 2016 Recent Advances in the Synthesis of Cyclobutanes by Olefin [2+2] Photocycloaddition Reactions *Chem. Rev.* **116** 9748