

Mechanistic chemistry of oxidation of balsalazide with acidic chloramine-T and bromamine-T: A comparative spectrophotometric kinetic study

PUTTASWAMY* and S DAKSHAYANI

Department of Chemistry, Bangalore University, Central College Campus, Bangalore 560 001, India
e-mail: pswamy_chem@yahoo.com

MS received 26 October 2013; revised 15 March 2014; accepted 04 June 2014

Abstract. Balsalazide (BSZ) belongs to a class of non-steroidal anti-inflammatory drugs. Kinetics and mechanism of oxidation of BSZ with sodium N-halo-p-toluenesulfonamides viz., chloramine-T (CAT) and bromamine-T (BAT) in HClO_4 medium have been spectrophotometrically investigated ($\lambda_{\text{max}} = 357\text{nm}$) at 303 K. Under comparable experimental conditions, reactions with both the oxidants follow a first-order dependence of rate on [BSZ] and fractional-order dependence on each [oxidant] and [HClO_4]. Activation parameters and reaction constants have been computed. 2-hydroxy-5-nitroso-benzoic acid and 3-(4-nitroso-benzoylamino)-propionic acid are identified as the oxidation products of BSZ with both CAT and BAT. The rate of oxidation of BSZ is about five-fold faster with BAT than with CAT. Plausible mechanism and related rate law have been deduced for the observed kinetics.

Keywords. Balsalazide; chloramine-T and bromamine-T; oxidation-kinetics; mechanism.

1. Introduction

Balsalazide (BSZ), chemically known as (E)-5-[[4-[[2-carboxyethyl) amino] carbonyl] phenyl] azo]-2-hydroxybenzoic acid, is a non-steroidal anti-inflammatory drug¹ (NSAID). It is available in the form of disodium dihydrate. It is useful for the treatment of ulcerative colitis and gastrointestinal disease.² BSZ is officially present in the United States Pharmacopoeia 2010. On account of its pharmaceutical applications, some of the analytical techniques have been reported in the literature for the estimation of BSZ in bulk drug and pharmaceutical dosage forms.^{3–6} But so far no research work has been carried out on the oxidation of this drug with any oxidants viewed from the kinetic and mechanistic viewpoints. The *in vitro* kinetic results would be very useful to kineticists who are working on the kinetic and mechanistic chemistry of BSZ drug in biological systems.

The chemistry of organic N-haloamines is of great interest due to their diverse chemical behaviour.⁷ The diverse nature of the chemistry of these compounds is due to their ability to act as halonium cations, hypohalite species and N-anions, which act both as bases and nucleophiles.⁷ These compounds contain

positive halogen with +1 oxidation state which are mild oxidants. They interact with a wide range of functional groups, affecting a variety of molecular transformations. Review articles by Campbell and Johnson,⁷ Bremner,⁸ Banerji *et al.*,⁹ Agarwal and Upadhyay,¹⁰ Amresto *et al.*,¹¹ Geethanjali,¹² Kolaveri *et al.*¹³ and, very recently Jagadeesh and Puttaswamy¹⁴ comprehensively covered almost all the research work pertaining to the kinetic and mechanistic aspects of oxidation reactions of diverse group of substrates with organic N-haloamines. The prominent member of this class of compounds is sodium N-chloro-p-toluenesulfonamide, commonly known as chloramine-T (CAT; $\text{p-CH}_3\text{C}_6\text{H}_4\text{SO}_2\text{NCINa} \cdot 3\text{H}_2\text{O}$). It is a mild, efficient, stable, non-toxic and inexpensive oxidant,¹² and hence the kinetic and mechanistic chemistry of this reagent have been well documented.^{8–14} Bromamine-T (BAT) is bromine analogue of CAT, which can be prepared easily by bromination of CAT.¹⁵ It has gained importance as an oxidant in acid and alkaline media. Although BAT is a better oxidant than CAT, not much attention has been paid, particularly on the kinetic and mechanistic aspects of oxidation of pharmaceuticals with this reagent.^{16–19} Hence, we thought of using CAT and BAT reagents for the oxidation of BSZ in order to compare their relative reactivities.

In view of the above facts, in the present communication, we report for the first time, the results of detailed

*For correspondence

investigations on the kinetic and mechanistic aspects of oxidation of BSZ by CAT and BAT in acid medium at 303 K. The objective of the present research is mainly to unfold the mechanistic picture of BSZ- CAT/BAT redox system in acid medium through kinetic studies and to know the relative reactivity of BSZ drug towards CAT and BAT in acid medium.

2. Experimental

2.1 Materials

Chloramine-T was purchased from Merck and purified by the method of Morris *et al.*²⁰ Bromamine-T was prepared as reported in the literature.¹⁵ Bromamine-T was obtained by the partial debromination of dibromamine-T (DBT). To a solution containing 20 g CAT in 400 mL of water, about 4 mL of liquid bromine was added dropwise with constant stirring at room temperature. The solid DBT was filtered under suction washed thoroughly with ice cold water until all the absorbed bromine was removed and then vacuum-dried for 24 h. About 20 g of DBT thus obtained was dissolved in 30 mL of 4 M NaOH with constant stirring at room temperature and the resultant aqueous solution was cooled in ice. Pale yellow crystals of BAT formed were separated out. They were filtered under suction, washed quickly with the minimum amount of water, and dried over P₂O₅. The purity of CAT and BAT was assayed iodometrically to determine the active halogen content. Aqueous solution of these oxidants was standardized by the iodometric method and stored in brown bottles to prevent photochemical deterioration. Pharmaceutical grade Balsalazide disodium dihydrate was kindly donated by Biocon Ltd., Bangalore, India. It was used as received and aqueous solution of the compound was prepared fresh just before use. Analytical grade chemicals and double distilled water was used throughout the research work.

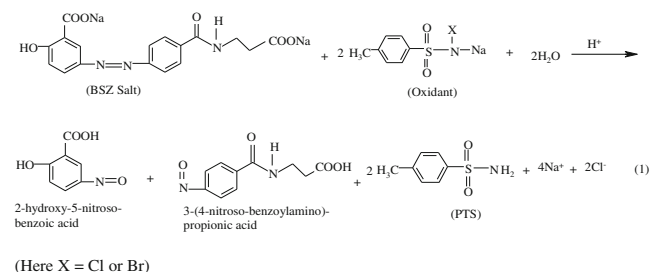
2.2 Kinetic measurement

Kinetic runs were carried out using UV-Vis spectrophotometer (Digital spectrophotometer 166, Systronics, India). Raagaa Ultra Cold Chamber with digital temperature control (Chennai, India) was used to maintain the required temperature with ± 0.1 °C accuracy. Detailed kinetic runs were performed under pseudo-first-order conditions of $[\text{oxidant}]_0 \gg [\text{BSZ}]_0$ at 303 K. Reactions were carried out in glass stoppered pyrex boiling tubes whose outer surfaces were coated black to prevent photochemical effects. The oxidants as well as the requisite amounts of BSZ, HClO₄ solutions and water

(to keep the total volume constant for all kinetic runs) taken in separate tubes were thermostatted at 303 K for 30 min. The reaction was initiated by the rapid addition of a measured amount of oxidant to the stirred reaction mixture. Immediately, 4 mL of the reaction mixture was pipetted in to a cuvette placed in the UV-Vis spectrophotometer and absorbance measurements were made at 357nm (λ_{max} of BSZ) for more than two half-lives. The absorbance readings at $t = 0$ and $t = t$ are D_0 and D_t . Plots of $\log D_0/D_t$ vs. time were made to evaluate the pseudo-first-order rate constants (k/s^{-1}) which were found to be reproducible within ± 4 -5%. Regression coefficient (R^2) was calculated using fx-100Z scientific calculator.

2.3 Reaction stoichiometry

Reaction mixtures containing different ratios of oxidant (CAT or BAT) to BSZ were equilibrated at 303 K in presence of 4.0×10^{-4} M HClO₄ for 24 h. Iodometric titrations of unreacted oxidant showed that one mole of BSZ consumed two moles of oxidant in both the cases confirming the following stoichiometry:



2.4 Product characterization

In the stoichiometric ratio, the reaction mixtures containing different concentrations of oxidant and substrate in 4.0×10^{-4} M HClO₄, under stirred condition, was allowed to react for 24 h at 303 K in both the cases. After completion of the reaction (monitored by thin layer chromatography), the reaction products were neutralized with base and extracted with ether. The organic products were subjected to spot tests and chromatographic analysis, which revealed the formation of 2-hydroxy-5-nitroso-benzoic acid and 3-(4-nitroso-benzoylamino)-propionic acid as oxidation products of BSZ and p-toluenesulfonamide (PTS) as the reduction product of the oxidants. The presence of these oxidation products was confirmed by LC-MS analysis. LC-MS data were obtained by Time-of-flight mass spectrometry (TOFMS, Agilent, U.S.). The mass spectrum showed a molecular ion peak at 167 amu (figure 1) and

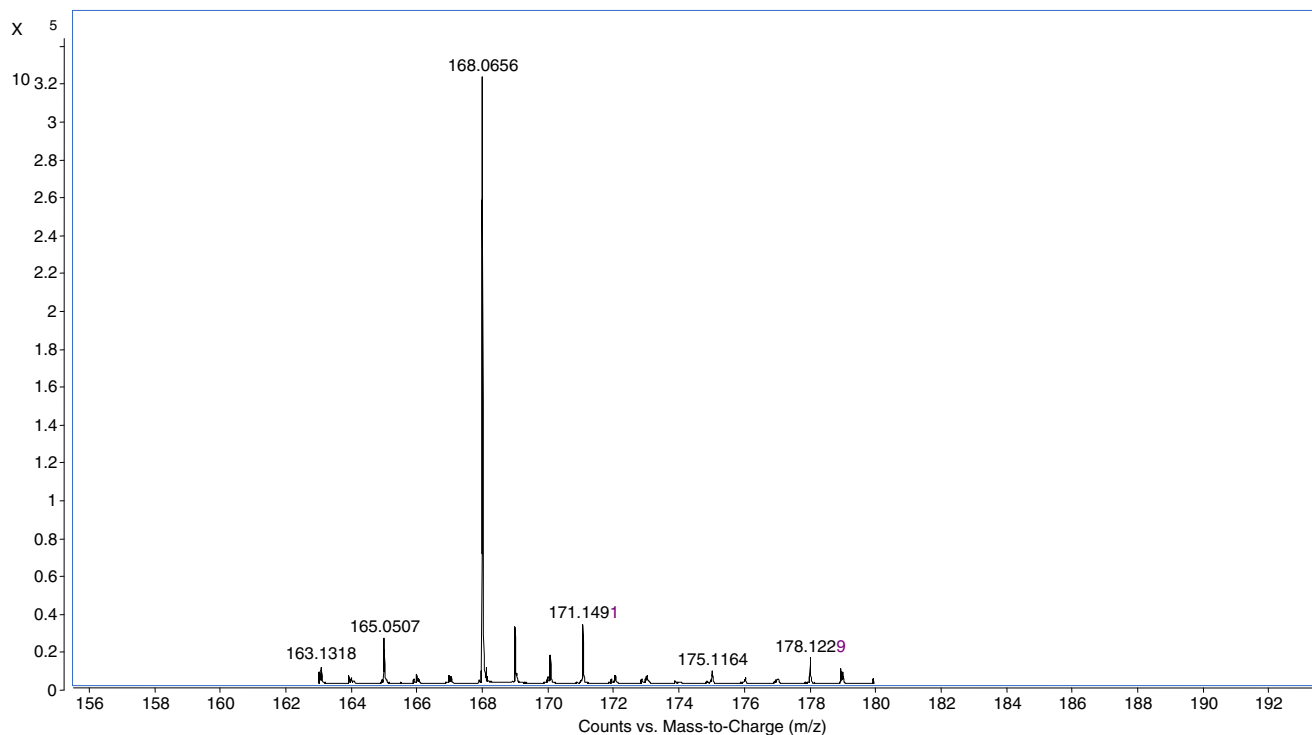


Figure 1. LC-MS of 2-hydroxy-5-nitroso-benzoic acid with its molecular ion peak at 167(M+1) amu.

222 amu (figure 2), clearly confirming 2-hydroxy-5-nitroso-benzoic acid and 3-(4-nitroso-benzoylamino)-propionic acid, respectively. Further, it was noticed that there was no reaction between these products and CAT or BAT under the present set of experimental

conditions. PTS was extracted with ethyl acetate and detected by chromatography.¹⁶ Benzyl alcohol saturated with water was used as the solvent system, with 0.5% vanillin in 1% HCl solution in ethanol as spray reagent ($R_f = 0.905$).

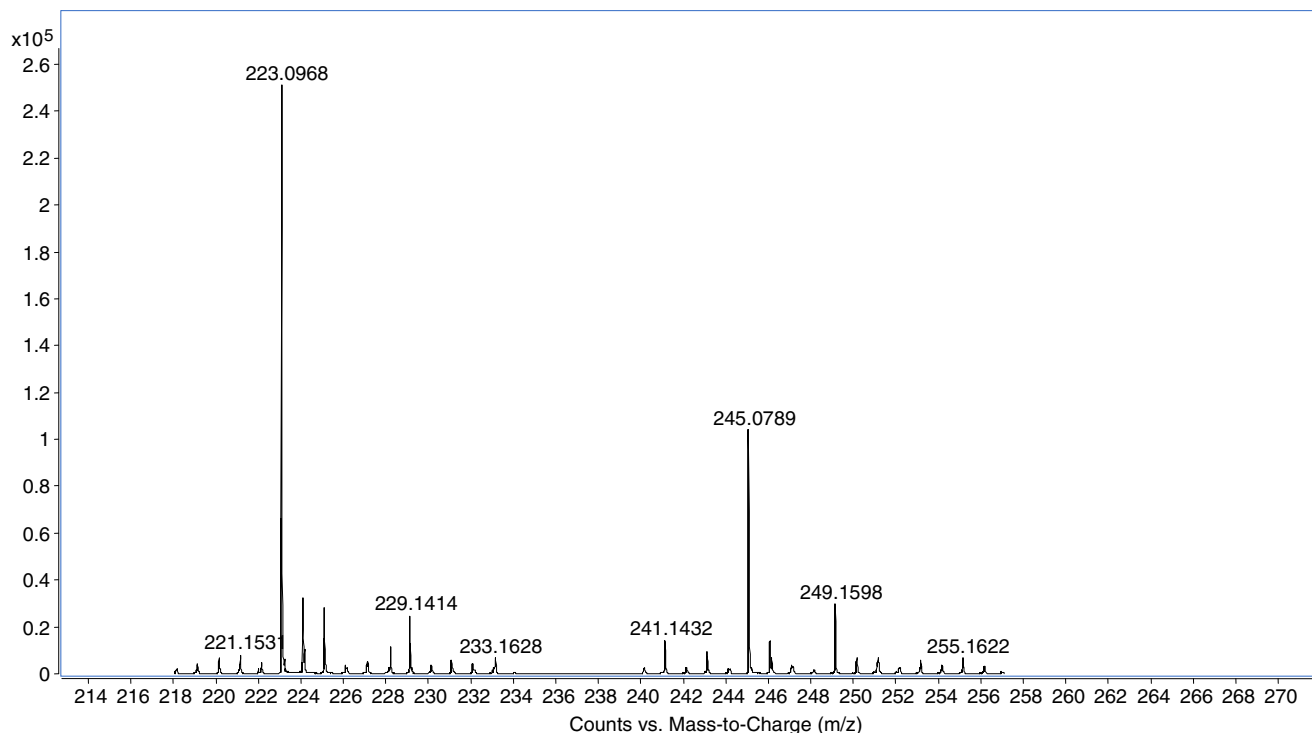


Figure 2. LC-MS of 3-(4-nitroso-benzoylamino)-propionic acid with its molecular ion peak at 222 (M+1) amu.

3. Results and Discussion

The oxidation-kinetics of BSZ with CAT and BAT (henceforth CAT and BAT are labeled as oxidant) has been investigated at several initial concentrations of the reactants in acid medium at 303 K. Under similar experimental conditions, the kinetic and mechanistic features are the same for the oxidation of BSZ with both CAT and BAT. But the relative rates of oxidation of BSZ with BAT are about five-fold faster than CAT.

3.1 Effect of reactant concentrations on the reaction rate

Under pseudo-first-order conditions of $[\text{oxidant}]_0 \gg [\text{BSZ}]_0$ at constant $[\text{oxidant}]_0$, $[\text{HClO}_4]$ and temperature, plots of $\log(\text{absorbance})$ vs. time were linear ($R^2 > 0.9853$), indicating a first-order dependence of rate on $[\text{BSZ}]_0$. The values of pseudo-first-order rate constants (k') were listed in table 1. Further, k' did not vary with change in $[\text{BSZ}]_0$, confirming the first-order dependence on $[\text{BSZ}]_0$. Under the same experimental conditions, an increase in $[\text{oxidant}]_0$ led to an increase in the k' values (table 1) and plots of $\log k'$ vs $\log [\text{oxidant}]_0$ were linear ($R^2 > 0.9920$) with slopes of 0.65 for CAT and 0.70 for BAT, showing a fractional-order dependence of rate on $[\text{oxidant}]_0$.

3.2 Effect of HClO_4 and PTS concentrations on the reaction rate

The rate of the reaction increased with an increase in $[\text{HClO}_4]$ (table 1) and plots of $\log k'$ vs $\log [\text{HClO}_4]$

Table 1. Effects of varying oxidant, substrate and acid concentrations on the reaction rate at 303 K.

$10^3[\text{Oxidant}]_0$ M	$10^4[\text{BSZ}]_0$ M	$10^4[\text{HClO}_4]$ M	$10^4 k' / \text{s}^{-1}$	
			CAT	BAT
0.2	1.0	4.0	1.67	6.20
0.5	1.0	4.0	3.80	15.3
1.0	1.0	4.0	5.47	25.2
2.0	1.0	4.0	8.06	36.7
3.0	1.0	4.0	10.9	47.9
1.0	0.4	4.0	5.35	25.3
1.0	0.6	4.0	5.40	25.2
1.0	1.0	4.0	5.47	25.2
1.0	2.0	4.0	5.37	24.8
1.0	4.0	4.0	5.49	25.1
1.0	1.0	1.0	1.02	7.25
1.0	1.0	3.0	3.98	19.9
1.0	1.0	4.0	5.47	25.2
1.0	1.0	5.0	6.40	31.4
1.0	1.0	10.0	11.0	49.0

were linear ($R^2 > 0.9918$) with slopes of 0.83 for CAT and 0.90 for BAT, showing a fractional-order dependence on $[\text{HClO}_4]$. Addition of 4.0×10^{-3} M p-toluenesulfonamide (PTS) to the reaction mixture had no significant effect on the rate, suggesting that it is not involved in a pre-equilibrium to the rate-limiting step (rls).

3.3 Effect of ionic strength on the reaction rate

The influence of ionic strength (I) on the reaction rate was studied by adding 0.3 M NaClO_4 solution to the reaction mixture. It was found that the ionic strength has negligible effect on the reaction rate. Hence, no attempt was made to keep the ionic strength of the medium constant during the kinetic runs.

3.4 Effect of dielectric constant on the reaction rate

In order to elucidate the nature of reactive species, the dielectric constant (D) of the solvent system was varied by adding methanol (0–20% v/v) to reaction mixture, keeping other experimental conditions constant. The rate decreased with increase in the methanol content (table 2) and plots of $\log k'$ vs $1/D$ were linear (figure 3; $R^2 > 0.9891$) with negative slopes. The values of D for MeOH- H_2O mixtures reported in the literature²¹ were employed. Blank experiments showed that oxidation of methanol by CAT and BAT for the duration of the experiment were negligible.

3.5 Effect of NaCl or NaBr concentration on the reaction rate

Addition of 3.0×10^{-3} M NaCl or NaBr solution to the reaction mixture had no effect on the rate, signifying that no inter-halogen or free chlorine or bromine is formed in the reaction sequence.

Table 2. Effect of varying dielectric constant of the medium on the reaction rate at 303 K.

% MeOH (v/v)	D	$10^4 k' / \text{s}^{-1}$	
		CAT	BAT
0	76.73	5.47	25.2
5	74.50	4.87	23.6
10	72.37	3.98	20.4
20	67.48	2.01	16.6

$[\text{Oxidant}]_0 = 1.0 \times 10^{-3}$ M; $[\text{BSZ}]_0 = 1.0 \times 10^{-4}$ M;
 $[\text{HClO}_4]_0 = 4.0 \times 10^{-4}$ M

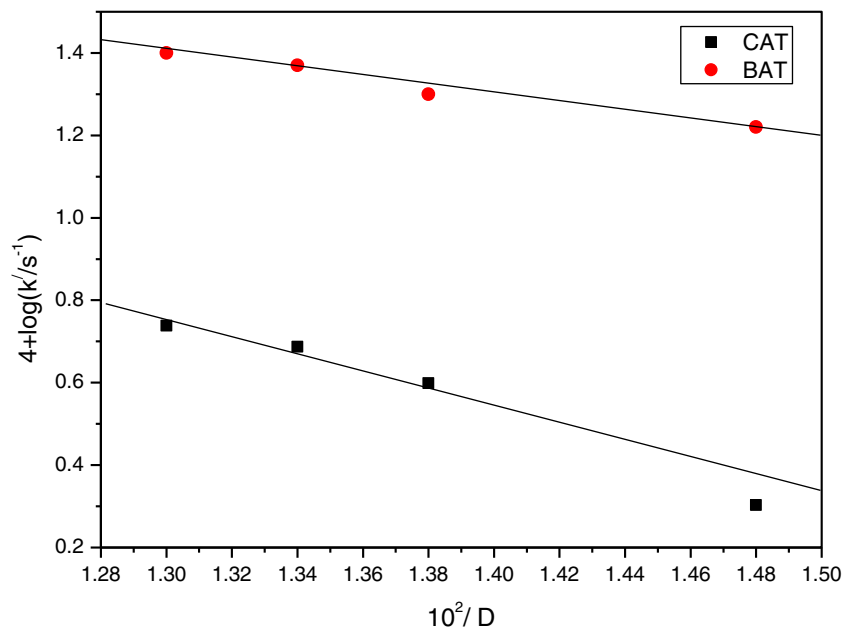


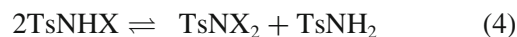
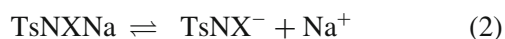
Figure 3. Plots of $\log k'$ vs $1/D$.

3.6 Test for free radicals

Addition of reaction mixture to aqueous acrylamide solution does not initiate polymerization, demonstrating the absence of free radical species in the reaction sequence and ruling out the possibility of a free radical mechanism.

3.7 Reactive oxidizing species

Chloramine-T and bromamine-T are known to be mild oxidants in both acidic and alkaline media.⁷ In general, both CAT and BAT undergo two electron change in their reactions.²² The oxidation potential of CAT and BAT-PTS redox potential is pH dependent and it decreases with increase in pH of the medium.²³ As CAT and BAT exhibit similar chemical properties, it is expected that identical equilibria exist in solutions of these compounds. Aqueous solutions of CAT and BAT act as strong electrolytes and they generate different types of reactive species, depending on pH of the medium.²² Investigations of Pryde and Soper,²⁴ Morris *et al*,²⁰ Bishop and Jennings,²² and Hardy and Johnston²⁵ on organic N-haloamines have shown that similar equilibria exist in acid and alkaline solutions of these compounds. The possible equilibria in aqueous CAT and BAT solutions are:



(Here, Ts = $\text{CH}_3\text{C}_6\text{H}_4\text{SO}_2^-$ and X = Cl for CAT and Br for BAT).

The possible oxidizing species in acidified CAT and BAT solutions are therefore TsNHX, TsNX₂, HOX, and H₂O⁺X. From these four possibilities, the reactive species of CAT and BAT can be decided based on the observed kinetic data. Since the involvement of TsNX₂ as the reactive species predicts a second-order dependence of the rate on [oxidant]₀, which is contrary to the experimental observation, TsNX₂ is ruled out as the oxidizing species. On the other hand, if HOX is primarily involved, a first-order retardation of the rate by added p-toluenesulfonamide (TsNH₂) is to be expected. Since no such effect is noticed, HOX can also be ruled out as the oxidizing species. Further, these two species are present in very low concentrations at the experimental conditions employed. Hardy and Johnston²⁵ who have studied the pH-dependent relative concentrations of the species present in acidified CAT solutions of comparable molarities, have shown that the conjugate

acid is the likely oxidizing species. In view of the identical properties of CAT and BAT, similar argument can be extended to BAT also. Therefore, in the present investigations, TsNHX is assumed as the most probable oxidizing reactive species. Further, the substrate BSZ is a disodium salt. Hence, it is reasonable to assume that the disodium salt is fully ionized and completely dissociated to the corresponding di-anion (S^{2-}) which then undergoes reversible, double stage protonation equilibrium. Therefore SH_2 is considered as the reactive substrate.

3.8 Reaction scheme

Based on the preceding discussion and kinetic results, the following reaction scheme is formulated for the oxidation of BSZ with CAT and BAT in acid medium:

The detailed mode of oxidation of BSZ with CAT and BAT is depicted in Scheme 2. In step (i) and (ii) of Scheme 2, the balsalazide dianion gets protonated in acid medium to give the balsalazide (SH_2). In the next fast step (iii), the BSZ reacts with TsNHX of oxidant to yield an intermediate complex I. This complex I in the next slow and rate-limiting step (step (iv)), hydrolyses to form an intermediate complex II with loss of $TsNH_2$, followed by two fast steps. In the next step (step (v)), complex II reacts with another molecule of TsNHX to yield ultimate products after several fast steps.

3.9 Deduction of rate law.

From slow/rls of Scheme 1,

$$\text{Rate} = k_4 [\text{Complex I}] \quad (9)$$

If $[S]_t$ is the total effective concentration of substrate, then

$$[S]_t = [S^{2-}] + [SH^-] + [SH_2] + [\text{Complex I}] \quad (10)$$

By steps (i), (ii) and (iii) of Scheme 1, the values of $[S^{2-}]$, $[SH^-]$ and $[SH_2]$ are

$$[S^{2-}] = \frac{[\text{Complex I}]}{K_1 K_2 K_3 [TsNHX] [H^+]^2} \quad (11)$$



$$[SH^-] = \frac{[\text{Complex I}]}{K_2 K_3 [TsNHX] [H^+]} \quad (12)$$

$$[SH_2] = \frac{[\text{Complex I}]}{K_3 [TsNHX]} \quad (13)$$

By substituting for $[S^{2-}]$, $[SH^-]$ and $[SH_2]$ from Eqs. 11, 12 and 13, respectively into Eq. 10, and solving for [Complex I], one obtains

$$\begin{aligned} [\text{Complex I}] &= \frac{K_1 K_2 K_3 [TsNHX] [S]_t [H^+]^2}{1 + K_1 [H^+] + K_1 K_2 [H^+]^2 + K_1 K_2 K_3 [TsNHX] [H^+]^2} \end{aligned} \quad (14)$$

By substituting for [Complex I] from Eq. 14 into Eq. 9, the following rate law is obtained:

$$\begin{aligned} \text{Rate} &= \frac{K_1 K_2 K_3 k_4 [TsNHX] [S]_t [H^+]^2}{1 + K_1 [H^+] + K_1 K_2 [H^+]^2 + K_1 K_2 K_3 [TsNHX] [H^+]^2} \end{aligned} \quad (15)$$

Since the concentration of TsNHX corresponds to the concentration of oxidant (CAT or BAT), we can write Eq. 15 as

$$\begin{aligned} \text{Rate} &= \frac{K_1 K_2 K_3 k_4 [\text{oxidant}] [S]_t [H^+]^2}{1 + K_1 [H^+] + K_1 K_2 [H^+]^2 + K_1 K_2 K_3 [\text{oxidant}] [H^+]^2} \end{aligned} \quad (16)$$

Rate law (16) satisfactorily fits well to the observed kinetic data wherein a first-order dependence of rate on $[S]_t$ and fractional-order on each $[\text{oxidant}]$ and $[H^+]$ on the reaction rate was noticed. The values of equilibrium and decomposition constants were deduced as follows:

Since rate = $k' [S]_t$, under pseudo-first-order conditions of $[\text{oxidant}]_0 \gg [S]_t$, rate law (16) can be transformed as,

$$\begin{aligned} k' &= \frac{K_1 K_2 K_3 k_4 [\text{oxidant}] [H^+]^2}{1 + K_1 [H^+] + K_1 K_2 [H^+]^2 + K_1 K_2 K_3 [\text{oxidant}] [H^+]^2} \end{aligned} \quad (17)$$

Scheme 1. A general reaction scheme for the oxidation of BSZ with CAT and BAT in acid medium.

$$\frac{1}{k'} = \frac{1}{K_1 K_2 K_3 k_4 [\text{oxidant}] [\text{H}^+]^2} + \frac{1}{K_2 K_3 k_4 [\text{oxidant}] [\text{H}^+]} + \frac{1}{K_3 k_4 [\text{oxidant}]} + \frac{1}{k_4} \quad (18)$$

$$\frac{1}{k'} = \frac{1}{[\text{oxidant}]} \left\{ \frac{1}{K_1 K_2 K_3 k_4 [\text{H}^+]^2} + \frac{1}{K_2 K_3 k_4 [\text{H}^+]} + \frac{1}{K_3 k_4} \right\} + \frac{1}{k_4} \quad (19)$$

A plot of $1/k'$ vs $1/[\text{oxidant}]$ at constant $[\text{H}^+]$ (figure 4; $R^2 > 0.9986$) from Eq. 19 yields $1/k_4$ as

$$\text{intercept and } \left\{ \frac{1}{K_1 K_2 K_3 k_4 [\text{H}^+]^2} + \frac{1}{K_2 K_3 k_4 [\text{H}^+]} + \frac{1}{K_3 k_4} \right\} \text{ as slope}$$

From the intercepts of these plots, the values of k_4 were found to be 13.3×10^{-4} and $58.8 \times 10^{-4} \text{s}^{-1}$ for CAT and BAT, respectively. Further, the values of protonation constants K_1 and K_2 were determined by potentiometric titration²⁶ and were found to be 13.8×10^3 and $8.1 \times 10^3 \text{M}^{-1}$, for CAT and BAT, respectively. Furthermore the values of K_3 for CAT and BAT were determined as 0.96×10^3 and $1.08 \times 10^3 \text{M}^{-1}$.

Table 3. Effect of varying temperature on the reaction rate and activation parameters with respect to rate – limiting steps for the oxidation of BSZ with CAT and BAT in acid medium.

Temperature (K)	$10^4 k_4 \text{ s}^{-1}$	
	CAT	BAT
293	6.66	33.3
298	10.1	45.5
303	13.3	58.8
308	20.0	83.3
313	25.0	111
E_a (kJ mol ⁻¹)	44.6	35.6
ΔH^\ddagger (kJ mol ⁻¹)	42.1 ± 0.01	33.1 ± 0.01
ΔG^\ddagger (kJ mol ⁻¹)	90.9 ± 0.23	87.3 ± 0.3
ΔS^\ddagger (JK ⁻¹ mol ⁻¹)	-161 ± 0.10	-178 ± 0.17
Log A	7.43	10.3

$[\text{Oxidant}]_0 = 1.0 \times 10^{-3} \text{ M}$; $[\text{BSZ}]_0 = 1.0 \times 10^{-4} \text{ M}$; $[\text{HClO}_4] = 4.0 \times 10^{-4} \text{ M}$.

Since, the rate was fractional order in $[\text{oxidant}]_0$, the effect of $[\text{oxidant}]_0$ on the rate at different temperatures was carried out. Using Eq. (19), from the plots of $1/k'$ vs $1/[\text{oxidant}]$, values of k_4 were calculated at different temperatures for both CAT and BAT. Using these k_4 values, activation parameters such as energy of activation (E_a), enthalpy of activation (ΔH^\ddagger), entropy of activation (ΔS^\ddagger), free energy of activation (ΔG^\ddagger) and pre-exponential factor (log A) for the rate-limiting steps were deduced. All these results are tabulated in table 3.

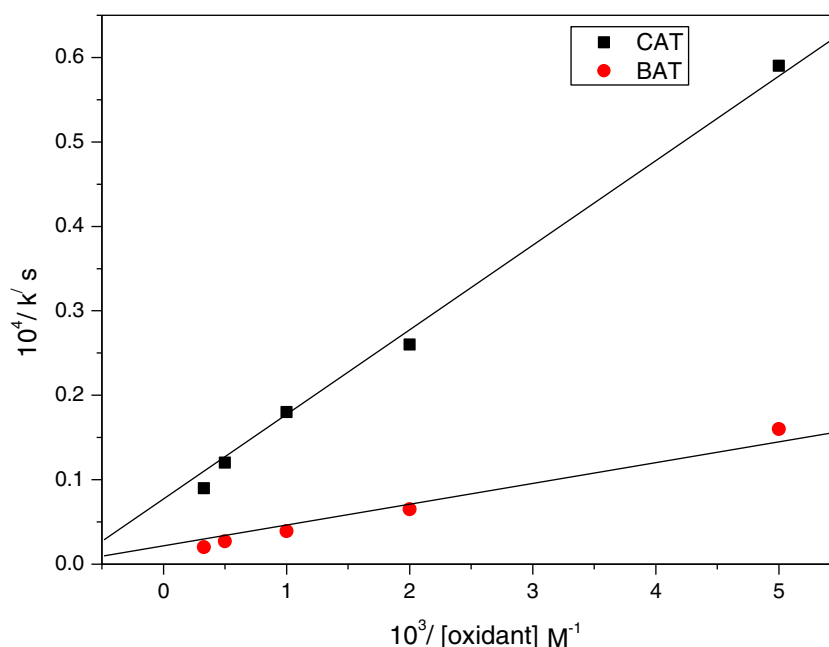
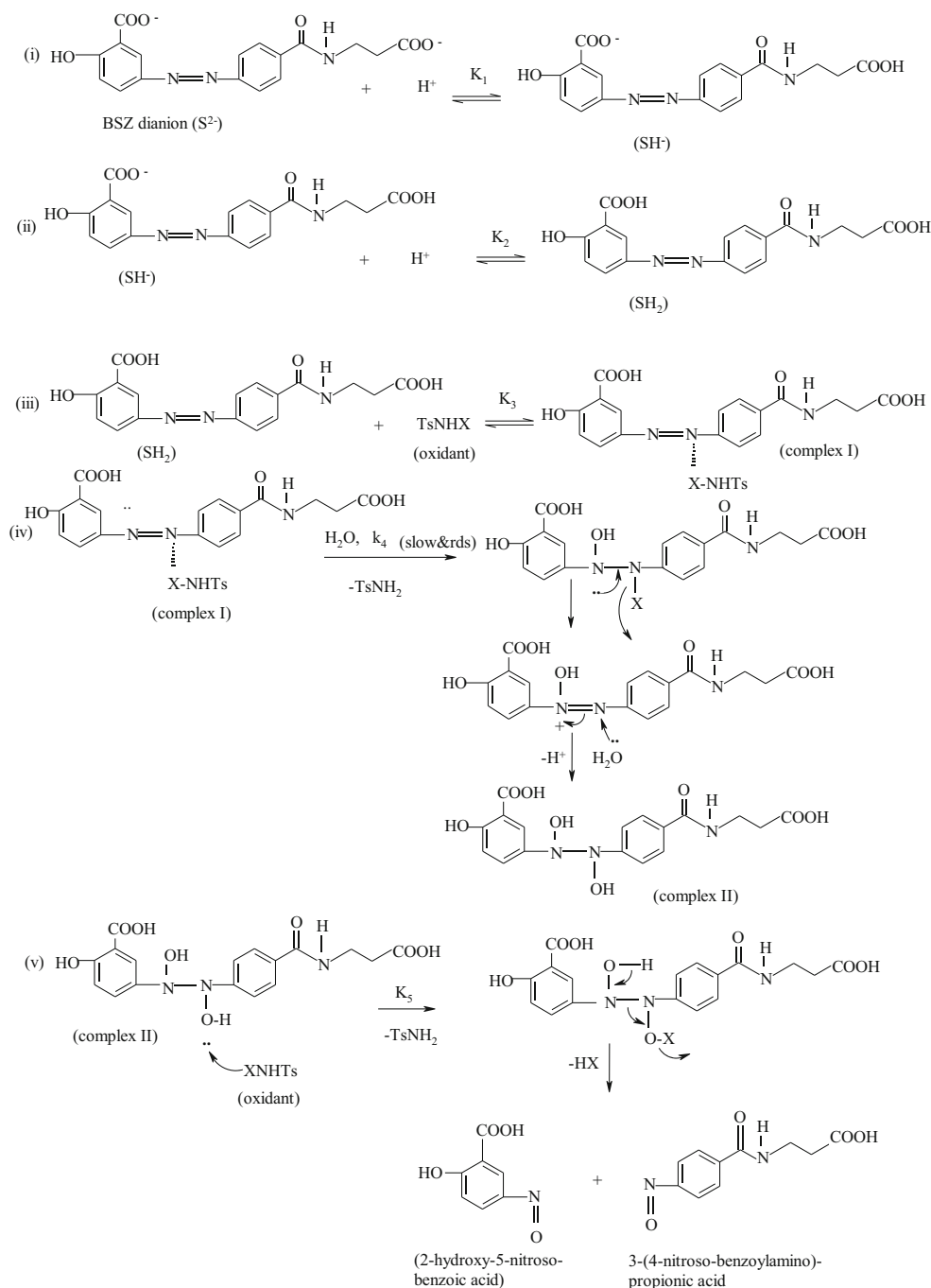


Figure 4. Plots of $1/k'$ vs $1/[\text{oxidant}]$.



Scheme 2. A detailed mechanistic interpretation of oxidation for the BSZ with CAT/BAT in acid medium.

The proposed scheme and the derived rate law are substantiated by the experimental observations discussed below.

The negative dielectric effect observed in the present studies^{27–32} clearly supports the dipole-dipole interaction reported (Scheme 2). The negligible effect of ionic strength on the rate of the reaction³³ clearly indicates that non-ionic species are involved in the rate-limiting step as can be seen in Scheme 2.

3.10 Comparison of CAT and BAT reactivities

A comparison of the rates of reaction of CAT and BAT shows that the oxidation of BSZ is about five-fold faster in BAT compared with that of CAT, under identical set of experimental conditions. It is endorsed by the relative magnitudes of activation energies (table 3). This trend may be attributed to the difference in electrophilicities of the halocations, Cl^+ and Br^+ ions, involved in the

oxidation process, values of K_3 and is also related to the ease with which these species are generated in reactions. In these oxidation reactions, the electronegativity values of Br^+ and Cl^+ play a vital role. Bromine has the electronegativity of 2.7, whereas for chlorine it is 2.8. As the electronegativity increases, the electropositive nature decreases. Further, this trend is also due to more value of K_3 for BAT ($1.08 \times 10^3 \text{M}^{-1}$) in comparison with that of CAT ($0.96 \times 10^3 \text{M}^{-1}$). Therefore, the reactivity of BAT is more when compared with CAT. This trend may also be due to the moderate difference in the van der Waals radii of bromine and chlorine. A similar behaviour has been noted in the oxidation of several other substrates with CAT and BAT.^{34–37} The facts furnished in this research and the literature reports led us to conclude that BAT is a stronger oxidant than CAT.

3.11 Activation parameters

The proposed mechanism is also supported by the moderate values of energy of activation and other thermodynamic parameters (table 3). The energy of activation is the highest for the slowest reaction and *vice-versa*, indicating that the reaction is enthalpy controlled. The negative values of ΔS^\ddagger indicate a greater degree of ordering in the transition state than in the initial state, due to an increase in solvation during the activation process. Further, the closeness values of ΔG^\ddagger signify that the same type of reaction mechanism could be operative for the oxidation of BSZ with both CAT and BAT in acid medium. The values of frequency factor (A) specify the frequency of collisions and the orientation of reacting molecules.

4. Conclusions

The kinetics of oxidation of BSZ with CAT and BAT in acidic (HClO_4) medium follows the identical kinetics with a rate law $-\text{d}[\text{oxidant}]/\text{dt} = k [\text{BSZ}] [\text{oxidant}]^x [\text{H}^+]^y$, where x and y are less than unity. 2-hydroxy-5-nitroso-benzoic acid and 3-(4-nitroso-benzoylamino)-propionic acid are identified as the oxidation products of BSZ. Thermodynamic parameters and reaction constants were deduced. In the proposed mechanism, TsNHX is assumed to be the reactive species, which interacts with the substrate. The relevant rate law has been deduced. Under identical set of experimental conditions, the rate of oxidation of BSZ is about five-fold faster with BAT than with CAT.

Acknowledgements

Authors gratefully acknowledge the VGST, Govt. of Karnataka, India for the CESEM award grant No. 24 (2010-11). We are also thankful to Prof. M.A. Pasha and the anonymous reviewer for their valuable suggestions.

References

1. Sweetman S C 2002 In *Martindale: The Complete Drug Reference* 33rd edn. (U K: Pharmaceutical Press)
2. Muijsers R B R and Goa K L 2002 *Drugs* **62** 1689
3. Hussain R N, Ajjan R A and Riley S A 2000 *British. J. Clin. Pharmacol.* **4** 323
4. Ananda kumar K, Varadharajan K, Ayyappan T, Nageswara Rao P and Sujatha K 2008 *Research J. Pharm. Tech.* **1** 472
5. Kaja R K, Surendranath K V, Radhakrishnanand P, Satish J and Satyanarayana P V V 2009 *Chromatographia* **69** 1007
6. Mandhanya M, Nithin Dubye, Nidhi Dubey, Sharma P S and Hardenia 2011 *Asian. J. Pharma. Med. Sci.* **1** 13
7. Campbell M M and Johnson G 1978 *Chem. Rev.* **78** 65
8. Bremner D H 1986 *Synth. Reagents* **6** 9
9. Banerji K K, Jayaram B and Mahadevappa D S 1987 *J. Sci. Ind. Res.* **46** 65
10. Agarwal M C and Upadhyay S K 1990 *J. Sci. Ind. Res.* **49** 13
11. Armesto X L, Canle L, Garia M V and Santaballa J A 1998 *Chem. Soc. Rev.* **27** 453
12. Geethanjali A 2005 *Synlet* **18** 2857
13. Kolaveri E and Ghorbeni-Choghamarani A 2007 *J. Iran Chem. Soc.* **2** 126
14. Jagadeesh R V and Puttaswamy 2013 In *Encyclopedia of Reagents for organic synthesis. Chloramine-T: Second update.* **RC056** 9
15. Nair C G R, Kumari R L and Indrasenan P 1978 *Talanta* **27** 525
16. Puttaswamy, Jagadeesh R V and Gowda N M M 2005 *Int. J. Chem. Kinet.* **37** 700
17. Obeid A A 2009 *Rasay. Jour.* **2** 786
18. Puttaswamy and Shubha J P 2009 *AIChE Jour.* **55** 3234
19. Anu Sukhdev and Puttaswamy 2012 *Bull. Korean Chem. Soc.* **33** 3544
20. Morris J C, Salazar J A and Wineman M A 1948 *J. Am. Chem. Soc.* **70** 2036
21. Akerloff G 1932 *J. Chem. Soc.* **54** 4125
22. Bishop E and Jennings V J 1958 *Talanta* **1** 197
23. Murthy A R V and Rao B S 1952 *Proc. Ind. Acad. Sci.* **35** 69
24. Pryde B G and Soper F G 1962 *J. Chem. Soc.* 1582
25. Hardy F F and Johnston J P 1973 *J. Chem. Soc. Perkin Trans II* 742
26. Sari N and Gurkan P 2004 *Z. Naturforsch* **59b** 692
27. Moelwyn-Hughes E A 1961 In *Physical Chemistry* 2nd edn. (New York: Pergamon)
28. Bensen S W 1960 In *The foundation of Chemical Kinetics* (New York: McGraw-Hill)
29. Frost A A and Pearson R G 1961 In *Kinetics and Mechanism* 2nd edn. (New York: Wiley)
30. Laidler K J 1963 In *Reaction Kinetics* (New York: Pergamon)

31. Amis E S 1966 In *Solvent effects on reaction rates and mechanism* (New York: Academic Press)
32. Reichardt C 2003 In *Solvent and solvent effects in organic chemistry* 3rd edn. (New York: Wiley)
33. Maron S H and Prutton C F 1972 In *Principles of physical chemistry* 4th edn. (New Delhi: Oxford-IBH Publisher)
34. Puttaswamy, Mahadevappa D S and Rangappa K S 1989 *Bull. Chem. Soc. Jpn.* **62** 3343
35. Rangappa K S 2004 *J. Indian Chem. Soc.* **81** 1025
36. Puttaswamy, Anuradha T M, Ramachandrappa R and Gowda N M M 2000 *Int. J. Chem. Kinet.* **32** 221
37. Puttaswamy and Jagadeesh R V 2005 *Applied Catal. A: General* **292** 259