

Nano copper ferrite: A reusable catalyst for the synthesis of β , γ -unsaturated ketones

Y L N MURTHY^{a,*}, B S DIWAKAR^a, B GOVINDH^a, K NAGALAKSHMI^a,
I V KASI VISWANATH^b and RAJENDRA SINGH^c

^aOrganic Research Labs, Department of Organic Chemistry, Andhra University, Visakhapatnam 530 003, India

^bDepartment of Chemistry, K L University, Greenfields Vaddeswaram, Guntur 522 502, India

^cDefence Research and Development Organization (ER&IPR), Rajaji Marg, New Delhi 110 011, India
e-mail: murthyln@gmail.com

MS received 24 April 2011; revised 9 November 2011; accepted 20 December 2012

Abstract. Copper ferrite nano material as reusable heterogeneous initiator in the synthesis of β , γ -unsaturated ketones and allylation to acid chlorides are presented. The reaction of allyl chlorides with various acid chlorides is achieved in the presence of copper ferrite nano powders at room temperature in tetrahydrofuran (THF). The present method is first of its kind in the synthesis of title compounds without any additive/co-catalyst. The nano catalyst is easily recovered and its reusability is recorded.

Keywords. Nano copper ferrite; heterogeneous initiator; allylation; β , γ -unsaturated ketones; reusability.

1. Introduction

Despite the advantages of homogeneous metal catalysts, difficulties in recovering the catalyst from the reaction mixture severely inhibit their use in industry. Heterogeneous catalysis results in easy separation and recycling of catalyst. Recent reports reveal that magnetic nanoparticles are efficient catalysts and they can be easily separated from reaction mixture.¹ The high surface area to volume ratio of metal oxide nanoparticle is mainly responsible for their catalytic performance.² Copper ferrite nano material is one such reusable catalyst which shows profound catalytic activity in organic synthesis.³

β , γ -Unsaturated ketones are versatile synthons in the synthesis of natural products.⁴ In general acylation of olefins produces β , γ -unsaturated ketones, but α , β -unsaturated ketones may also be generated.⁵ The synthesis is complicated by a tendency towards prototropic rearrangement producing conjugated α , β -unsaturated ketones.⁶ Allyl ketones are prepared by the reaction of various allylic organometallics⁷ with acyl halides but these reactions are of limited applications. Cadmium⁸, zinc⁹ and indium¹⁰ are some of the transition metal powders reported earlier to synthesize these β , γ -unsaturated ketones but the processes employed are tedious and time taking. Thus it is clearly evident that the need for the development of new and flexible protocols is required in such a way that they should be

more economic and environmentally benign. Here in, we report nano copper ferrite as a reusable catalyst, for the allylation of acid chlorides with shorter reaction times (than reported) in good to moderate yields. The general synthetic scheme is presented in scheme 1.

2. Synthetic procedures

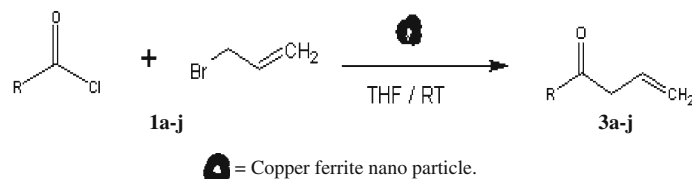
2.1 Preparation of the nano catalyst

The catalyst was synthesized by citrate gel precursor method.¹¹ Copper (II) nitrate and iron (III) nitrate were taken in stoichiometric proportions and minimum amount of deionized water was added to produce clear cationic solution. Citric acid solution was then prepared in stoichiometric ratio. Aqueous solutions with 1:1 molar ratio of metal ion solutions were mixed and citric acid was added in equimolar ratio to the above mixed metal ion solution. pH was adjusted to 7 by adding ammonia solution. The aqueous mixture was kept for stirring to form a highly viscous gel. The gel was then heated gradually up to 90°C to evolve reddish brown gases and became dried gel which was finally treated at 350°C for 1 h to observe whether the dry gel burnt out in self propagating manner to form loose powder. The finely powdered particles were calcinated at 600°C. The powder was then characterized.

2.2 General synthesis of β , γ -unsaturated ketone 3a

In a typical procedure, allyl bromide (1 mmol) in absolute THF (5 ml) was added to a stirring suspension of

*For correspondence



R = (a)C₆H₅, (b)2-ClC₆H₄, (c)2-Br,5-F,C₆H₃, (d)2-Br,5-F,C₆H₃, (e)Furanyl (f)5-Phenyl,3-Methyl,4-Isoxazolyl, (g)5-(2,5-dichloro)Phenyl,3-Methyl,4Isoxazolyl, (h)(CH₃)₃C-, (i)C₁₁H₂₃-, (j)C₁₅H₃₁-.

Scheme 1. Synthesis of β , γ -unsaturated ketone using allyl bromide.

copper nano ferrite (10 mol%) and stirring was continued for 30 min at room temperature. Benzoyl chloride (1 mmol) was then added in THF (10 ml) to the reaction mixture and then the reaction was continued for a certain period of time as required for completion (monitored by TLC). The reaction mixture was then filtered to separate the catalyst and the filtrate was quenched with a few drops of water and the product was extracted with dichloromethane and the solvent was removed under reduced pressure. Further purification was attained by column chromatography, a colourless crystalline compound was formed and recrystallized from ethanol. The pure compound was then characterized. Spectral data of selected compounds are given below.

2.2a *1-Phenyl but-3-en-1-one* (table 4 entry 1) **3a**:¹² IR (ν_{\max} , KBr Pellet in cm⁻¹): 1701 (-C=O), 1669 (-C=C-), 3009 (=C-H); ¹HNMR (90 MHz, CDCl₃/TMS): 7.25–8.4(ArH, m), 3.89(2H, d), 5.82–6.09(1H, m), 5.09–5.39(2H, d/d); ¹³C NMR (22.5 MHz, CDCl₃/TMS): δ 171.94, 133.77, 130.2, 129.4, 128.41, 105.07, 42.28.

2.2b *1-(2-Chloro phenyl) but-3-en-1-one* (table 4 entry 2) **3b**: IR (ν_{\max} , KBr Pellet in cm⁻¹): 1715 (-C=O), 1680 (-C=C-), 3071 (=C-H), 776 (C-Cl); ¹HNMR (90 MHz, CDCl₃/TMS): δ 7.41–7.93 (m, ArH), 3.33 (d, 2H), 4.76–5.10 (m, 1H), 4.22 (d/d, 2H); ¹³CNMR (22.5 MHz, CDCl₃/TMS): δ 166.69, 132.55, 131.94, 131.6, 130.73, 127.20, 36.74.

2.2c *1-(Furan-2-yl) but-3-en-1-one* (table 4 entry 5) **3c**: IR (ν_{\max} , KBr Pellet in cm⁻¹): 1717 (-C=O), 1648 (-C=C-), 3127 (=C-H), 1077 (C-O-C); ¹HNMR (90 MHz, CDCl₃/TMS): δ 7.53, 7.33, 6.78 (m, 3H), 3.6 (d, 2H), 6.57–6.55 (m, 1H), 4.365.22 (d/d, 2H); ¹³CNMR (22.5 MHz, CDCl₃/TMS): δ 178.28, 162.32, 147.19, 143.92, 119.39, 112.21, 111.82, 27.67.

2.2d *1-(5-Methyl-3-phenyisoxazol-4-yl) but-3-en-1-one* (table 4 entry 6) **3f**:¹⁰ IR (ν_{\max} , KBr Pellet in cm⁻¹): 1719 (-C=O), 1599 (-C=C-), 3108 (=C-H), 1678 (C=N),

1058 (C-O-N); ¹HNMR (90 MHz, CDCl₃/TMS): 8.18–8.22 (m, ArH), 3.67 (d, 2H), 6.29 (m, 1H), 4.96–5.04 (d/d, 2H), 2.49 (s, 3H); ¹³CNMR (22.5 MHz, CDCl₃/TMS): 174.9, 62.16, 160.53, 132.88, 131.09, 129.15, 128.38, 126.87, 109.92, 42.30, 12.82.

2.2e *1-(3-(2,6-Dichlorophenyl)-5-methylisoxazol-4-yl) but-3-en-1-one* (table 4 entry 7) **3g**: IR (ν_{\max} , KBr Pellet in cm⁻¹): 1712 (-C=O), 1637 (-C=C-), 3060 (=C-H), 1645 (C=N), 1069 (C-O-N), 717 (C-Cl); ¹HNMR (90 MHz, CDCl₃/TMS): 7.78–8.34 (m, ArH), 3.97 (d, 2H), 6.48 (m, 1H), 4.23–4.54 (d/d, 2H), 2.57 (s, 3H); ¹³CNMR (22.5 MHz, CDCl₃/TMS): 175.74, 162.12, 158.67, 134.65, 131.97, 128.10, 109.93, 42.29, 12.80.

2.2f *1, 4-Diphenyl-but-3-en-1-one* (table 4 entry 11) **4a**:¹³ IR (ν_{\max} , KBr Pellet in cm⁻¹): 1450, 1598, 1679, 3062; ¹HNMR (90 MHz, CDCl₃/TMS): 3.89 (2H, br s), 5.82–6.09 (1H, m), 5.09–5.39 (1H, d/d), 7.25–8.4 (ArH, m); ¹³C NMR (22.5 MHz, CDCl₃/TMS): δ 171.94, 133.77, 130.2, 129.4, 128.41, 105.07, 42.28

2.2g *1-(2-Chloro phenyl)-4-phenyl-but-3-en-1-one* (table 4 entry 12) **4b**: IR (ν_{\max} , CHCl₃ in cm⁻¹): 725, 1249, 1445, 1593, 1714, 3040; ¹HNMR (90 MHz, CDCl₃/TMS): 3.53 (2H, br s), 6.33–6.53 (1H, m), 5.11 (1H, d/d), 7.32–7.83 (ArH, m); ¹³C NMR (22.5 MHz, CDCl₃/TMS): 165.00, 132.98, 132.87, 132.01, 130.84, 130.51, 130.00, 129.4, 128.00, 127.13, 126.18, 125.54, 44.87.

2.2h *1-Furan-2-yl-4-phenyl-but-3-en-1-one* (table 4 entry 13) **4c**: IR (ν_{\max} , CHCl₃ in cm⁻¹): 1014, 1116, 1473, 1581, 1701, 2877, 3016; ¹HNMR (90 MHz, CDCl₃/TMS): 3.85 (2H, br s), 6.08 (1H, m), 6.26–6.41 (1H, dd), 6.53–6.71 (3H, m), 7.31–7.67 (ArH, m); ¹³C NMR (22.5 MHz, CDCl₃/TMS): 160.34, 146.09, 144.07, 135.41, 133.51, 1238.08, 126.16, 124.38, 118.91, 111.16, 44.87

2.2i *2-Methyl-6-phenyl-hex-5-en-3-one* (table 4 entry 14) **4d**: IR (ν_{\max} , CHCl₃ in cm⁻¹): 1438, 1593, 1724,

3020; ^1H NMR (90 MHz, CDCl_3/TMS): 1.13–1.21 (6H, d), 2.13–2.55 (1H, m), 3.85(2H, br s), 6.16 (1H, m), 6.26–6.41 (1H, dd), 6.26–6.54 (1H, dd), 6.54–6.71 (ArH, m), 7.30–7.38 (ArH, m); ^{13}C NMR (22.5 MHz, CDCl_3/TMS): 181.64, 135.63, 133.81, 128.33, 127.94, 126.39, 125.00, 124.3, 45.07, 31.98, 23.18, 21.75, 18.47.

3. Results and discussions

In a typical experiment, allylhalide and acid chloride were mixed in the presence of catalytic amount of copper nano ferrite in stoichiometric portions using tetrahydrofuran as solvent and stirred at room temperature. The completion of the reaction was monitored by thin-layer chromatographic technique (*n*-hexane and ethyl acetate as elute). In our initial efforts to optimize the reaction condition, we screened various solvents like tetrahydrofuran, diethylether, dichloromethane and acetonitrile for this reaction. We found the reaction was efficient in tetrahydrofuran compared to the other solvents tested. The results are listed in table 1. From table 1, it is clearly evident that a significant decrease in yields and longer reaction times are noted for the solvents other than THF, whereas in the presence of tetrahydrofuran the yields are promising and shorter reaction times are noted.

After completion of the reaction, the catalyst was recovered by magnetization and washed with diethyl ether and the recovered catalyst was reused for few more cycles. During washing with the solvent, it was clearly evident that there was no leaching of catalyst and was confirmed by performing the reaction with the filtrate. Atomic absorption spectroscopy was employed to determine the copper content of copper ferrite nano particles and it was found to be 27.3%. The leaching of metal after three cycles was found to be 0.156%. From our investigations, we observe that nano catalyst shows excellent to good reactivity with promising yields even for the next three cycles in the same reaction. Since, there was no observable loss in the yield percentage; the further reusability of nano catalyst was not needed. The results are listed in table 2.

Table 1. Allylation of acid chlorides under different solvent systems.

S.No	Catalyst	Solvent	Time(h)	Yield*
1	CuFe_2O_4	THF	1.5	95
2	CuFe_2O_4	$(\text{C}_2\text{H}_5)_2\text{O}$	3.5	78
3	CuFe_2O_4	Dichloromethane	6	63
4	CuFe_2O_4	MeCN	12	trace

*Isolated yields

Table 2. Reusability of nano catalyst.

S.No	Catalyst recovery ^a (%)	Yield ^b (%)
1	—	95
2	97	89
3	86	82
4	80	78

^aCatalyst recovered by membrane filtration and washed with diethyl ether and then by distilled water

^bYields compared to isolated products

From table 3, it is noticed that in some reactions the catalyst needs co-catalysts/additives. Some reactions need the acidic/basic workup to get the product. But here in this nano sized copper ferrite catalyst; there is no need of additives, ligands, co-catalysts and no need of activation for its reusability. The notable advantages of this method are (i) lesser reaction times and (ii) reusability than the earlier reported methods.

The allyl bromide and cinnamyl chloride reacted with a wide variety of 10 acid chlorides under the above optimized conditions and the results are summarized in table 4. From the table 4, it is observed that when the reaction proceeded with aliphatic long chain acid chlorides, the formation of allyl ketone was not found. It appears that neither electronic effects, nor steric effects are important factors in acylation of allyl halides by nano catalyst. All the acylation reactions proceed with allylic rearrangement,¹⁴ so that the double bond was removed from the conjugation. The mechanism, in which electrophilic attack of nano ferrite occurs at the γ carbon atom of allylic moiety, generated *in situ*, will react with the acyl halides resulting in the title compounds. The formation of stable allyl ketone is confirmed by IR and NMR spectral studies. In ^1H NMR spectra, the chemical shift at δ 4.01–5.39, as doublet of doublet, confirms the presence of formation of stable olefinic bond. This indicates that allylation takes place at carbonyl carbon without any prototropic rearrangement.

Table 3. Reaction times by different catalysts for the allylation of acid chlorides.

S.No	Catalyst	Time*(h)
1	$\text{Ni}(\text{Cod})_2$ ¹⁵	15
2	Zn ⁹	3
3	Cd ⁸	3
4	In ¹⁰	3
5	BuSnCl_2 +Additive ¹⁶	2
6	CuFe_2O_4	1.5

*Reaction times related to the synthesis of allyl phenyl ketone

Table 4. Synthesis of allyl ketones using copper ferrite nano particles.

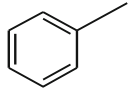
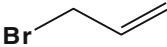
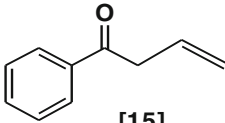
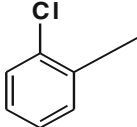
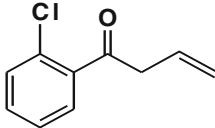
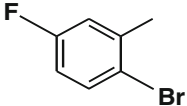
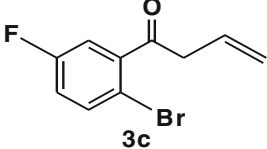
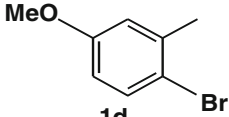
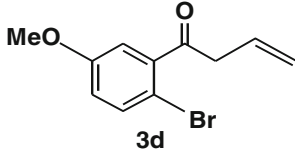
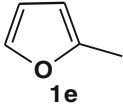
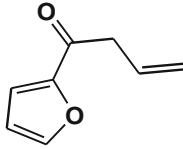
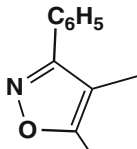
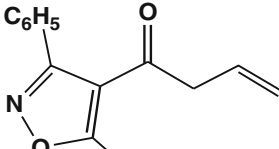
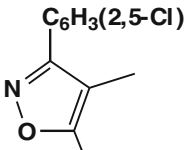
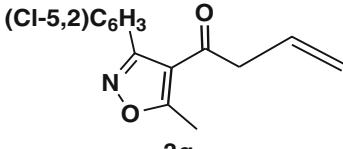
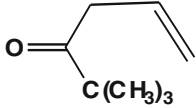
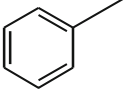
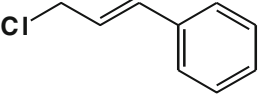
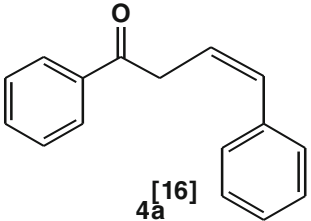
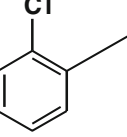
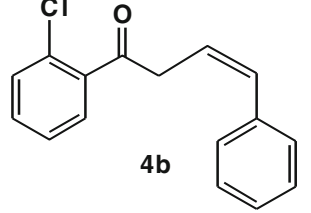
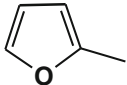
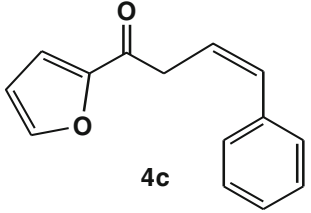
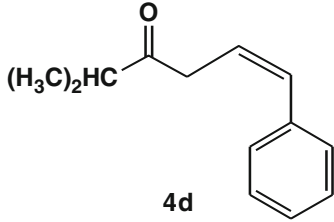
S.No	R-COCl	Allyl halide	Product	Time(h)	Yield(%)
1	 1a		 3a [15]	1.5	95
2	 1b	-do-	 3b	2.3	86
3	 1c	-do-	 3c	2.0	84
4	 1d	-do-	 3d	3.0	81
5	 1e	-do-	 3e	2.5	75
6	 1f	-do-	 3f [10]	3.0	82
7	 1g	-do-	 3g	3.5	80
8	$C(CH_3)_3$ 1h	-do-	 3h	3.0	75
9	$H_{23}C_{11}$ 1i	-do-	NR		
10	$C_{15}H_{31}$ 1j	-do-	NR		

Table 4. (continued)

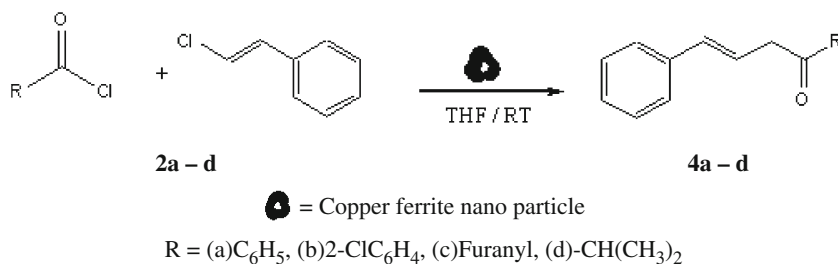
S.No	R-COCl	Allyl halide	Product	Time(h)	Yield(%)
11				2.0	81
12		-do-		2.5	80
13		-do-		2.5	75
14	$(\text{CH}_3)_2\text{CH}$ 2d	-do-		3.0	72

*Yields compared to isolated products and characterized by IR and NMR studies compared with authentic samples
NR: No reaction

From ^{13}C NMR data the chemical shift for carbonyl carbon is observed at 162–175 ppm and 132.5–143.92 ppm corresponds to the β carbon and chemical shift at 105.07–111.82 ppm for the γ carbon. This indicates the tolerance to the double bond. The results with allyl bromide encouraged us to extend the reaction with cinnamyl chloride. The synthetic route is presented

in scheme 2. The reaction was done under above said optimized conditions. The results are listed in table 4.

XRD studies were carried out to the above nano ferrite and XRD spectrum is presented in figure 1. From the XRD data, it is observed that the copper ferrites are spinal crystals. From the XRD data, the size of the copper ferrite particles is calculated by using sheerer

**Scheme 2.** Synthesis of β , γ -unsaturated ketone using cinnamyl chlorides.

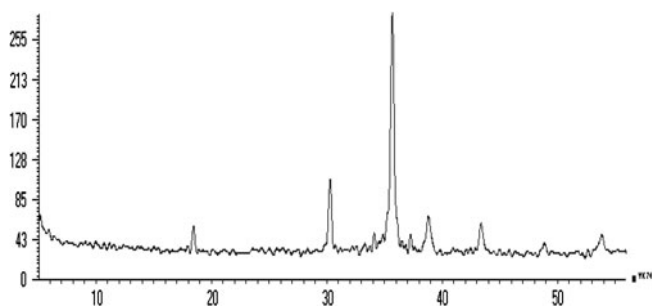


Figure 1. XRD spectrum of CuFe_2O_4 at 600°C .




Figure 2. SEM image CuFe_2O_4 .

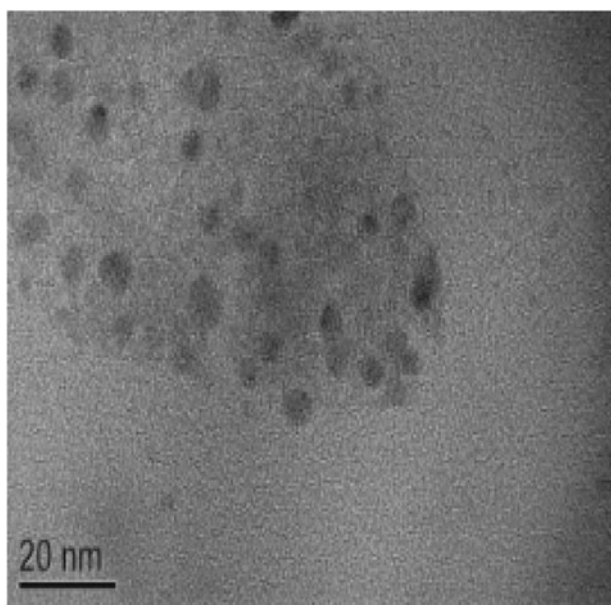


Figure 3. TEM image of CuFe_2O_4 .

formulae and particle size is found to be 20 nm. This shows that the synthesized powder has nano size crystalline. The scanning electron microscope studies are carried out on the copper ferrite sample at 600°C , and it is presented in figure 2. The TEM image was recorded and presented in figure 3. The lump size with irregular morphology was observed and it was found at $400\ \mu\text{m}$ at 600°C . From the above study, we observed less number of pores with smaller lump size, resulting fine grained microstructure with respect to ferrites.

4. Conclusions

In conclusion, we report here for the first time an efficient protocol in the synthesis of β , γ -unsaturated ketones using copper ferrite nano material. The notable advantages are less expensive, heterogeneous reusable catalyst; mild reaction conditions, high yields of products, shorter reaction times, no isomerization during the reaction and easy workup.

Acknowledgements

The authors are thankful to Defence Research and Development Organization (DRDO), New Delhi for providing financial assistance. The authors are also grateful to the Committee On Strengthening Infrastructure for Science & Technology (COSIST) Labs, Andhra University for providing spectral data.

References

- (a) Yoon T J, Lee W, Oh Y S and Lee J K 2003 *New J. Chem.* **27** 227; (b) Stevens P D, Fan J, Gardimalla H M R, Yen M and Gao Y 2005 *Org. Lett.* **7** 2085; (c) Stevens P D, Li G, Fan J, Yen M and Gao Y 2005 *Chem. Commun.* 4435
- Bell A T 2003 *Science* **299** 1688
- Kantam M L, Yadav J, Soumi L, Srinivas P, Sreedhar B and Figueras F 2009 *J. Org. Chem.* **74** 4611
- Demuth M and Mikhail G 1989 *Synthesis* **1989**(3) 145
- (a) Monti S A and White G L 1975 *J. Org. Chem.* **40** 215; (b) Hoffman H M R and Tsushima T 1977 *J. Am. Chem. Soc.* **99** 6008; (c) Beak P and Berger K R 1980 *J. Am. Chem. Soc.* **102** 3848; (d) Earnshaw C, Torr R S and Warren S S 1983 *J. Chem. Soc. Perkin Trans.* **1** 2893
- (a) Groves J K 1972 *Chem. Soc. Rev.* **1** 73; (b) Noyce D S and Evett M 1972 *J. Org. Chem.* **37**, 394; (c) Aumiller J C and Whittle J A 1976 *J. Org. Chem.* **41** 2959
- (a) Hosomi A, Hashimoto H and Sakurai H 1978 *J. Org. Chem.* **43** 2551; (b) Hayashi T, Konishi M, Ito H and Kumuda M 1982 *J. Am. Chem. Soc.* **104** 4962; (c) Labadie J W, Tueting D and Stille J K 1983 *J. Org.*

- Chem.* **48** 4634; (d) Sato T, Kawara T, Nishizawa A and Fujisawa T 1980 *Tetrahedron Lett.* **21** 3377; (e) Hegedus I S, Kendall P M, Lo S M and Sheats J R 1975 *J. Am. Chem. Soc.* **97** 5448; (f) Cahiez G and Laboue B 1989 *Tetrahedron Lett.* **30** 7369; (g) Kasatkin A N, Kulak A N and Tolstikov G A 1988 *J. Organomet. Chem.* **23** 346; (h) Larock R C and Lu Y 1993 *J. Org. Chem.* **58** 2846
8. Bipul B, Anima B, Dipak P and Jagir S S 1996 *Tetrahedron Lett.* **37(50)** 9087
 9. Ranu B C, Majee A and Das A R 1995 *Tetrahedron Lett.* **36** 4885
 10. Yadav J S, Srinivas D, Reddy G S and Himabindu K 1997 *Tetrahedron Lett.* **36(50)** 8745
 11. Murhy Y L N, Kaiviswanath I V, Kondalarao T and Rajendrasingh 2009 *J. Chem. Chem. Eng.* **3** 6
 12. Curran D P and Kim B H 1986 *Synthesis* **1986(4)** 312
 13. Paira M, Mandal S K and Roy S C 2010 *Indian J. Chem. B* **49** 573
 14. (a) Hegedus L S, Kendall P M, Lo S M and Sheats J R 1975 *J. Am. Chem. Soc.* **97** 5448; (b) Cahiez G and Laoue B 1989 *Tetrahedron Lett.* **30** 7369; (c) Kasatkin A N, Kulak A N and Tolstikov G A 1988 *J. Organomet. Chem.* **346** 23
 15. Makoto Onaka, Toshio Goto, Teruaki and Mukaiyama 1979 *Chem. Lett.* **8(12)** 1483
 16. Katsunori Yano, Akio Baba and Mastuda H 1991 *Chem. Lett.* **20(7)** 1181