

Patchy charnockites from Jenapore, Eastern Ghats granulite belt, India: Structural and petrochemical evidences attesting to their relict nature

RAJIB KAR*

*Geological Studies Unit, Indian Statistical Institute, 203 B. T. Road, Calcutta 700 035, India.
e-mail: rajib_kar@hotmail.com*

**Present address: Department of Geology, J. K. College, Purulia 723 101, West Bengal, India.*

The charnockite patches that occur within leptynite host, in and around Jenapore, northern sector of the Eastern Ghats granulite belt, are disposed in a linear fashion and generally have sharp lithological contact with the host leptynite. Sometimes the patches and foliations of the host are cofolded. Also, the patches sometimes have the internal S_1 foliation, while the host leptynite records only S_2 foliation. Mineralogically and chemically patchy charnockites and host leptynites are distinct entities, and cannot be related by any prograde and retrograde reactions. Particularly important is the peraluminous granitic composition and high Rb/Sr ratios of the leptynites, presumably resulting from biotite-dehydration melting; as against metaluminous granodioritic to tonalitic composition and low Rb/Sr ratios of the patchy charnockites, presumably resulting from hornblende-dehydration melting. The charnockite patches here can be interpreted as caught up patches or xenolith within granitic melt (leptynite). Mg-rich rims of garnet in the charnockite patch were probably caused by heat from the crystallising melt or decompression during ascent of melt.

1. Introduction

Charnockitic rocks are important constituents of high grade terrains, and could have originated by both igneous and metamorphic processes (Newton 1992a). From its type area, near Pallavaram, Madras (presently Chennai), Holland (1893, 1900) first suggested a plutonic igneous origin of the charnockite. Later on, Howie (1955) elaborated this idea and proposed the concept of plutonic metamorphism, according to which charnockitic magma was emplaced at lower crustal depths. Pichamuthu (1960) first described 'patchy charnockites' within host amphibolite facies gneisses from Kabbaldurga, Karnataka, south India, and interpreted them as arrested growth from the host. Subsequently, many workers suggested that the 'patchy charnockites' from several places in south India are products of *in situ* metamorphic transfor-

mation or 'charnockitisation' (Janardhan *et al* 1979; Hansen *et al* 1987a, b; Stahle 1987; Newton 1992b). Some workers even interpreted the larger charnockite bodies as products of 'progressive charnockitisation' (Raith *et al* 1990; Srikantappa *et al* 1992; Janardhan *et al* 1994; Harley and Santosh 1995; Janardhan and Francis 1996).

These diverse petrogenetic interpretations or models for the origin of charnockitic rocks are based primarily on petrological observations; the structural setting of these rocks, are, in many cases, not well documented. In this context it is important to note that from some south Indian localities Naha (1988) and Naha *et al* (1993) described charnockitic rocks that occur in a variety of different structural setting and differ in style and time relation.

Keywords. Patchy charnockite; leptynite; distinct entities; relict.

Also, in the Eastern Ghats granulite belt, India, the charnockitic rocks occur in different modes, namely, as larger massif-type bodies and as patches in the host leptynitic gneisses (Bhattacharya *et al* 1993a, 1994; Rao *et al* 1995; SubbaRao *et al* 1995; Kar 1995). Several workers have assumed an *in situ* transformation origin for the patchy charnockites (Aftalion *et al* 1988; Paul *et al* 1990), but Bhattacharya *et al* (1993a, 1994) described the relict nature of the patchy charnockites from the Chilka Lake area. Recently, Dobmeier and Raith (2000) presented an alternative interpretation—"arrested growth" for the patchy charnockites of the Chilka Lake area. This is one of the leading controversies, and for a proper resolution of this issue, many more specific examples should be investigated. The present communication deals with a case of patchy charnockite from the northern sector of the Eastern Ghats belt.

The charnockitic rocks here occur in two different modes. One variety occurs as large massif-type bodies associated with minor bands and lenses of enderbite, two-pyroxene granulite and hornblende-bearing mafic granulites. The other variety occurs as patches within leptynitic gneisses. It can be shown on the basis of field-structural and petrological data that, the massif-type charnockite is a product of hornblende-dehydration melting in the protolith of hornblende-bearing mafic granulite and the associated two-pyroxene granulite and enderbite are cumulates of solid peritectic phases, equilibrating with the charnockitic melt (Kar *et al* 2000).

Any scientific discussion of charnockitic rocks should take into account its nomenclature. Holland (1900) first defined the charnockite as orthopyroxene-bearing granite, found abundantly in south India, with the conviction that they are of plutonic igneous origin. Later on, Streckeisen (1976) also subdivided the orthopyroxene bearing quartzo-feldspathic rocks into charnockite, farsundite, charno-enderbite and enderbite, with the assumption that they are plutonic rocks. On the other hand, in his review paper Newton (1992a) noted that many of the south Indian charnockitic rocks are poor in K-feldspar, corresponding to granodiorite or quartz monzonite, rather than granite, in mineralogy. He also pointed out that these rocks are complexly foliated, interlayered with various metasediments, and some contain garnet and even graphite, and are definitely metamorphic in origin. For these reasons, he suggested that it is better to adopt Pichamuthu's (1969) most general and non-genetic definition of charnockite as any quartzo-feldspathic rocks with orthopyroxene. Some Indian workers (Bhattacharya *et al* 1993a; Sen and Bhattacharya 1993) and workers from else-

where also use the term charnockite in a similar manner (De Waard 1969; Ridley 1992; Kilpatrick and Ellis 1992). It is also important to note that the natural occurrence of charnockitic rocks includes intimately associated varieties that may be termed charnockite, charno-enderbite and enderbite.

2. Geological setting

Besides the presence of the massif-type charnockite suite of rocks in the study area, metapelitic granulites and orthopyroxene-free granites are also important lithologies. Metapelitic granulites are primarily of two types, namely, khondalite and quartzite. Quartzite occur as minor bands within khondalite. On the other hand, orthopyroxene-free granites are principally of three types, namely, leptynite, leucogranite and porphyritic granite-gneiss. The definition of dominant lithologies is presented in table 1.

Three phases of folding are recorded from the study area (Kar 1995). Large massif-type charnockite and khondalite are characterised by the presence of streaky gneissic foliation and pervasive gneissosity respectively. Minor quartzite bands in the khondalite host and hornblende-bearing mafic granulite bands in the charnockite host define reclined, intrafolial F_1 folds. The gneissic foliations of the hosts are axial planar to these folds, and hence designated as S_1 fabric. F_2 folds, fairly tight, commonly developed on these S_1 fabrics and have axial planar leptynitic foliation in both the khondalite and massif-type charnockite. Hence the leptynitic foliation is designated as S_2 fabric. F_2 folds commonly occur on a mappable scale. Except the mesoscopic F_2 fold hinges, S_1 fabric is parallel to S_2 fabric on a regional scale. The composite $S_1 \parallel S_2$ fabric defines broad F_3 warps. This three-phase folding history is correlatable to those described from the other areas in the Eastern Ghats (Halden *et al* 1982; Bhattacharya *et al* 1994; Shaw 1996).

Orthopyroxene-free granites generally occur as minor stock-like bodies at the core of the mapable F_2 folds in the charnockite and khondalite host (figure 1, insets A & B). The foliations present in them, i.e., leptynitic foliation in leptynite and leucogranite passes undeviated into adjacent charnockite and khondalite, and is axial planar to F_2 folds, and hence this foliation is designated as S_2 . Similarly, the gneissic foliation in porphyritic granite is parallel to the axial plane of the mesoscopic F_2 fold in the host charnockite and/or khondalite, and hence it is also designated as S_2 .

On the other hand, dismembered charnockite patches are generally disposed in a linear fashion within the leptynitic host (figure 2). Notably,

Table 1. Definition of different rock types used in the text.

Charnockite	Quartzo-feldspathic rock with orthopyroxene as essential mineral phase; minor clinopyroxene and garnet also present.
Khondalite	Quartz-rich rock with alkali feldspar, sillimanite and garnet as essential mineral phases.
Leptynite	Quartzo-feldspathic rock with plattung structure; biotite and garnet are common ferromagnesian phase.
Leucogranite	Quartzo-feldspathic rock with plattung structure, with minor or no ferromagnesian phases.
Porphyritic granite	Granite with common porphyritic texture; alkali feldspar megacrysts and biotite rich foliation swerves around it.

Note: Plattung structure – Platy granoblastic texture, as defined by Mehr (1962) and Sen (1987).

boundaries between them are very sharp. On a closer look, a few significant features can be noted.

- Foliation of the host leptynite swerves around the charnockite patches, with internal foliation (figure 3).
- Foliation of the host leptynite abuts against the charnockite patch.
- The charnockite patches are often folded and the foliation of the host leptynite is parallel to the axial plane of these folds (figure 4).

These features indicate the pre-existing nature of the charnockite patches in the host. In other words, the charnockite patches are enclave in host leptynite.

Porphyritic granite-gneiss also contains enclaves of charnockite with internal foliation, and the foliation of the host swerves around the charnockite patch. Also, the porphyritic granite veins are commonly found to inject the charnockite. These veins are also ptygmatically folded. Furthermore, in the leucogranite host, dismembered charnockite patches are tightly folded with axial planar leptynitic foliation. Sometimes the leptynitic foliation of the host leucogranite is found to also overprint the charnockite patch. All these features collectively suggest the relict nature of the charnockite patches.

The only foliation present in the leptynite, leucogranite and porphyritic granite is designated as S_2 , hence the internal foliation of the relict charnockite patches is pre- S_2 , and probably S_1 . Moreover, the folds defined by the patchy charnockites within leptynite and leucogranite host (figure 4) can be designated as F_2 folds. Additionally, the ptygmatic fold defined by porphyritic granite is also an F_2 fold.

3. Petrography

3.1 Orthopyroxene-free granite

The orthopyroxene-free granites are mainly composed of quartz, alkali feldspar and plagioclase

feldspar (table 2). Alkali feldspar largely dominates over plagioclase feldspar. Hence, they are plotted in field 3 (granite) in the modal Q-A-P diagram (figure 5), after Streckeisen (1976). Perthite is very common. Biotite, ilmenite and garnet are common mafic minerals. Occasionally sillimanite trails are present as included phases within garnet. Traces of hornblende have also been noticed. Mafic minerals never exceed 10% by volume. Zircon is the common accessory.

Quartzo-feldspathic matrix in leptynite and leucogranite are also characterised by relatively fine-grained, polycrystalline, elongate quartz and feldspar with irregular grain boundaries. Occasionally, reduction of grain boundary area to minimize surface free energy resulted in a typical platy granoblastic texture, plattung structure (Mehr 1962 and Sen 1987). Macroscopically, this foliation is manifested as typical leptynitic foliation. On the other hand, in the porphyritic granite, large megacrysts of K-feldspar are embedded in a groundmass of relatively fine-grained quartz and feldspar. Occasionally, in the biotite rich domains, swerving of foliation, defined by biotite flakes, around the K-feldspar megacrysts, is noticed. In overall appearance it looks like a magmatic foliation.

3.2 Patchy charnockite

Patchy charnockites of the present area are mainly composed of quartz, plagioclase feldspar and alkali feldspar (table 3). Orthopyroxene is the principal ferromagnesian phase, although garnet is also common. Clinopyroxene and hornblende are present in minor quantities. Plagioclase largely dominates over alkali feldspar in most of the patches (figure 5). Notably, the present samples of patchy charnockites are mafic rich (>15%) and are distinct from the host, which contains less than 10% by volume of mafic minerals (figure 6).

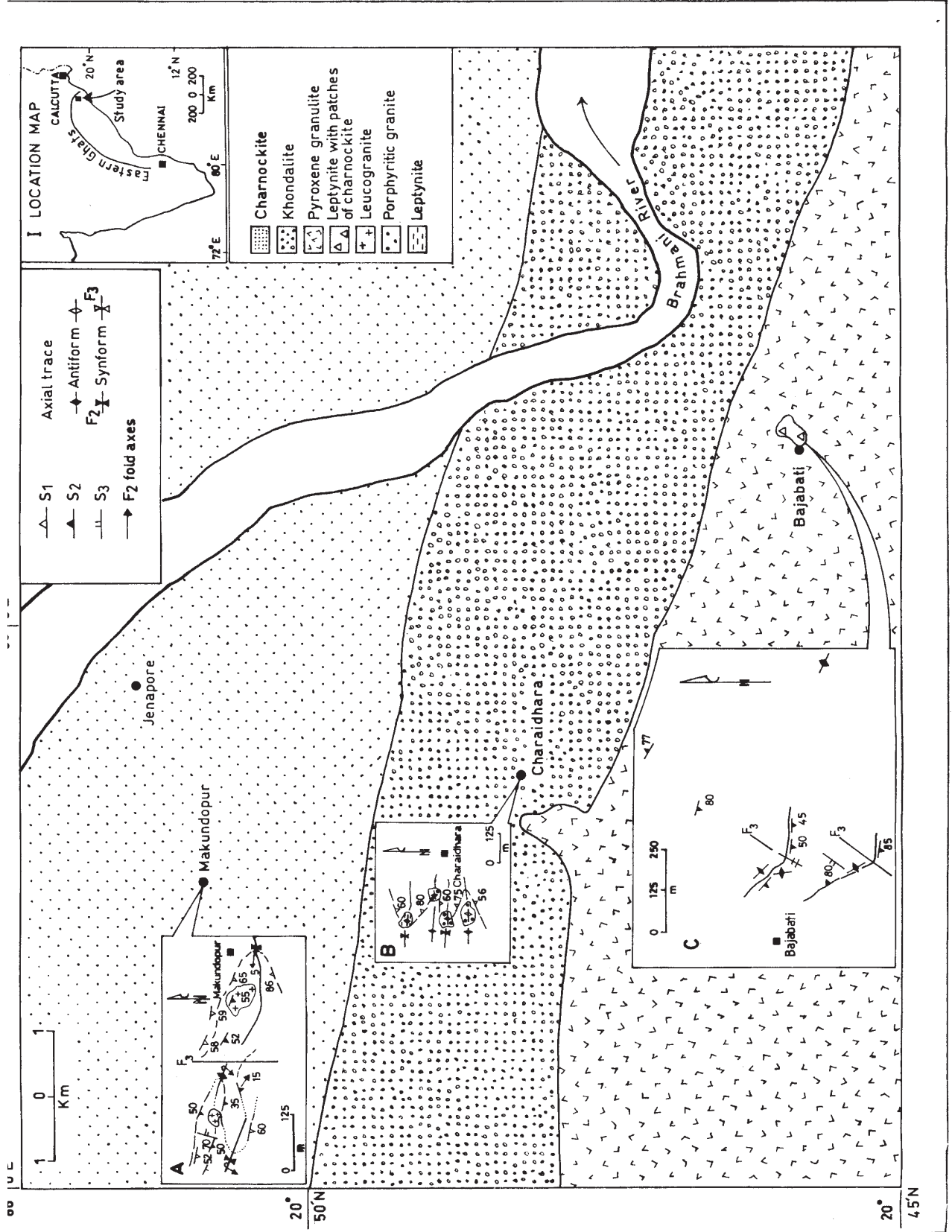


Figure 1.

Sharp grain-grain contact with common triple junction (typical granoblastic texture) is the frequently observed texture in the charnockite patches. However, in some samples, microscale gneissic banding, defined by alternate layers of mafic and felsic minerals, was noticed. In fact, this gneissosity defines the internal foliation of the charnockite patches on a mesoscopic scale.

3.3 Host leptynite

The host leptynites are strictly granitic in composition, with a high alkali feldspar/plagioclase ratio (table 3). Perthite is also common. Garnet and biotite are the common mafic minerals. A notable feature is the variable proportion of garnet and biotite. Zircon is the common accessory. Garnet xenoblasts commonly contain sillimanite inclusion trails. Biotite occurs in two different modes. One is commonly found to corrode the garnet margin. Occasionally this mode of biotites is found to separate garnet xenoblast and alkali feldspar, and can be interpreted as retrograde phase, after garnet. The other mode of biotite grains is an included phase within garnet xenoblasts.

Similar to the other granites, the host leptynites are also characterised by the presence of plattung structure, as manifested by the preferred alignment of relatively fine-grained, polycrystalline elongate quartz and feldspar with irregular grain boundaries. In biotite rich domains a typical gneissic foliation results, which enhances the plattung structure.

4. Geochemistry

4.1 Bulk chemistry

Two pairs of charnockite patches and host leptynite (as given in table 3) were selected for bulk chemical analysis. The chemical analyses for whole rock compositions was done by X-ray Fluorescence Spectrometry at the Wadia Institute of Himalayan Geology, Dehradun. The bulk chemical data are presented in table 4.

Host leptynites are characterised by high normative orthoclase (34.11, 32.70) and low normative anorthite (7.60, 8.90), which is reflected in the



Figure 2. Patches of charnockitic rocks in leptynitic host, disposed in a linear fashion.

high modal abundance of alkali feldspar (table 3). In terms of normative Ab-An-Or proportions (figure 7), after Le Maitre (1989), the compositions of the leptynites can be described as granite sensu stricto. Additionally, the leptynites are peraluminous granites with a little normative corundum (1.28, 0.95) and an alumina saturation index (A/CNK) greater than unity (1.08, 1.04). This marginally peraluminous character is reflected in the presence of aluminous garnet and/or biotite in addition to feldspars. In trace element chemistry, the leptynites are depleted in transitional trace elements (Cr, Ni) and base metals (Zn, Cu) and are enriched in Y, Th, Ba and Pb. Also, they are depleted in Ti. It is important to note that the leptynites have a high Rb/Sr ratio (1.17, 1.45).

Figure 1 caption.

Lithological map of the area in and around Jenapure. Insets depict some important field relations. **Inset A:** Minor stocks of leucogranite are emplaced along the core of the F_2 folds in massif-type charnockite. Note the foliation in leucogranite (S_2) passes undeviated into the host charnockite massif and parallel to the S_2 foliation of the host. **Inset B:** Minor stocks of porphyritic granite and leptynite are emplaced along the core of the F_2 folds in khondalite. **Inset C:** S_2 foliation of the leptynite with patches of charnockite shows F_3 fold. **Inset I:** Location of the study area.



Figure 3. Charnockite patch, with internal foliation (S_1) in leptynitic host; foliation of the host (S_2) swerves around the patch.



Figure 4. Folded charnockite patch in leptynitic host. Leptynitic foliation (S_2) of the host (marked by arrow), roughly E-W, is axial planar to the fold.

The chemical composition of the patchy charnockites (table 4) can be described as granodioritic to tonalitic in a normative Ab-An-Or diagram (figure 7). They are metaluminous in character, as evidenced by their moderate A/CNK values (0.89, 0.72). Moreover, the charnockite patches are rich in Niggli fm than the host leptynite (figure 8). In trace element composition, these charnockites are relatively depleted in Rb, Pb contents and enriched in Cu, Ni, Zn, Sr than the host leptynites (figure 9). Also, the patchy charnockites

have a low Rb/Sr ratio (0.35, 0.18), just opposite to the host leptynite. Additionally, the patchy charnockites are characterised by high Ba contents.

4.2 Mineral chemistry

The mineral chemical data are obtained by Electron Probe Micro Analysis. EPMA work was carried out at the University Science Instrumentation Center of the Roorkee University,

Table 2. Modal mineralogy of different varieties of orthopyroxene-free granites.

Sample no.	Quartz	Alkali feldspar	Plagioclase	Garnet	Biotite	Hornblende	Opaque	Accessory
JN138	33.6	50.8	12.8	–	0.8	0.2	1.6	0.2(Zr)
JN126B	30	43.6	20.8	–	0.8	2	2.4	0.4(Zr)
2.J.65A	31.6	58.4	8.8	–	0.4	–	0.8	–
Jen 318A	30.4	56.8	12	–	–	–	0.4	0.4(Zr)
Jen 303	26.8	56.4	16	–	–	–	0.8	–
Jen 354A	26.4	53.6	18.2	–	0.2	–	1.6	–
JN58D/2	29.6	50.8	17.6	–	1.6	–	0.4	–
JN135	31.2	49.4	16.8	–	2.4	–	0.2	–
Jen 348A	27.2	42	25.6	3.2	1.6	–	0.4	–
JN 114D/2	33.6	52.4	12.4	–	0.8	–	0.8	–
JN 50C	25.6	51.6	16.8	3.2	1.2	–	1.6	–
JN 48D	34.8	45.2	20	–	–	–	–	–
Jen 306	37.6	39.6	21.6	0.8	0.4	–	–	–
JN 139	36.4	43.2	16.4	–	1.2	0.8	2	–
JN 91	28	41.2	26.4	–	1.6	–	2.8	–
2.J.60L	32.4	53.2	12	–	0.8	–	1.2	0.4(Zr)

Zr: Zircon.

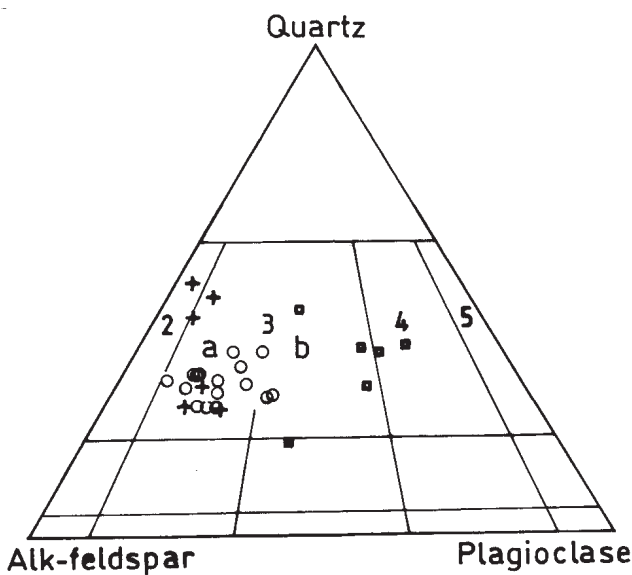


Figure 5. Modal Q-A-P plots, after Streckeisen (1976) of the orthopyroxene-free granites (circle), patchy charnockites (box) and host leptynites (plus).

using Jeol Jxa-8600M microprobe machine. 15 kV accelerating voltage, 2×10^{-8} ampere sample current and 3mm beam diameter were used. Mineral chemical data are presented in table 5.

The plagioclases of the host granite are mostly andesine, Ab: 63–68%, (table 5). However, a little variation in X_{An}/X_{Ab} proportion is noticed in different microdomains (figure 10). Notably, all of them have very low molar X_{Or} content (2–3%). Similarly plagioclases of the patchy charnockites are also andesine, Ab: 60–65% (table 5). They are also poor in orthoclase (1–3%). A little variation in X_{An}/X_{Ab} proportions in different microdomains is also a notable feature (figure 10).

Garnet compositions in patchy charnockite are variable in different microdomains ($Alm_{58}Py_{21}$ and $Alm_{55}Py_{25}$, see table 5). One important feature is that garnet shows subtle magnesium enrichment from core to rim, Py_{21} to Py_{23} , indicating heating and/or decompression.

5. P-T estimates

P-T values are estimated from the coexisting garnet-clinopyroxene-plagioclase in the charnockite patches. The values are estimated by using the TWEEQU computer programme. Thermodynamic parameters of different minerals are taken from the internally consistent data set of Berman (1988 and updated database of 1992). Berman (1991) has shown that with the proper choice of solution models, this technique may estimate temperature and pressure with uncertainties less than $\pm 40^\circ C$ and less than ± 0.5 kbar respectively. For garnet, the solution model of Berman (1990) for quaternary garnet solid solutions is used. For plagioclase ($X_{An} > 0.30$), the alumina-avoidance model of Newton *et al* (1980) is not applicable and hence the model of Fuhrman and Lindsley (1988) is adopted. For pyroxenes an ideal solution model is adopted here, because this model fits well with the internally consistent database (Bhattacharya *et al* 1993b).

The pressure estimate is 7.75 kbar at $660^\circ C$ (table 5). Slightly higher temperature is also obtained from a separate microdomain ($700^\circ C$). This variation is consistent with the compositional variation of garnet and clinopyroxene. Notably, the high temperature domain has a higher $K_D^{Grt-Cpx}$ value and has relatively less magnesian pyroxene and more magnesian garnet than the low temper-

Table 3. *Modal mineralogy of patchy charnockite and host granite.*

Sample No.	Rock type	Quartz	Alkali feldspar	Plagioclase	Orthopyroxene	Clinopyroxene	Garnet	Biotite	Hornblende	Opaque	Accessory
2. J 154	Charnockite	21	12.9	21.4	20.1	5.3	13.6	2.2	–	3.5	–
2. J 156	Granite	24.8	50.8	17.6	–	–	3.2	2	–	0.8	0.8 (Zr)
1. J 45B	Charnockite	24.2	13.7	26.7	22.7	3	–	6.8	0.5	2.9	–
1. J 45D	Granite	50	42.8	2.6	–	–	–	4.4	–	0.2	–
2. J 90A	Charnockite	18.8	16	26.2	30.6	1.6	–	5.2	–	1.6	–
2. J 95	Granite	41.9	44.2	5.3	–	–	4.4	1.6	–	2.6	–
2. J 82	Charnockite	22.6	8.6	25.8	21.6	2.4	12.8	2.8	1	2.4	–
JN 192C	Granite	48	40.7	7.1	–	–	–	3.2	–	1	–
JN 206A	Charnockite	14.8	33.6	26.4	6.4	2	11.6	0.4	0.4	4	0.4 (Zr)
JN 206C	Granite	24.8	54.4	12.8	–	–	4.8	0.8	–	1.6	0.8 (Zr)
JN 205A	Charnockite	39.2	24.8	20	10	3.2	2	–	–	0.4	0.4 (Zr)
JN 205B	Granite	29.2	49.2	12.8	–	–	7.2	0.4	–	1.2	trace

Zr: Zircon.

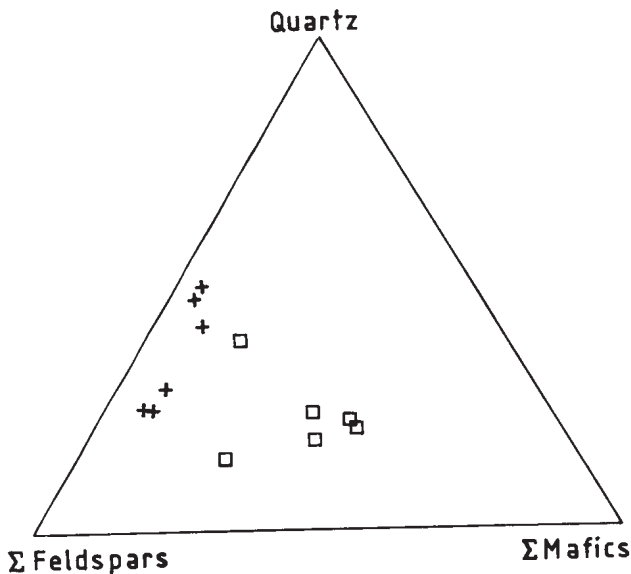


Figure 6. Modal quartz-feldspar-mafic proportions of patchy charnockites (box) and host leptynites (plus).

ature domain (table 5). These two domains probably represent two different frozen-in conditions, as proposed by Frost and Chacko (1989).

6. Discussion

Arrested charnockite formation is generally thought to be the product of subsolidus dehydration. The dehydration reaction vis-a-vis charnockite paragenesis can only form by decrease of water activity which could be either externally or internally controlled (cf. Hansen *et al* 1984; Srikantappa *et al* 1985). The external control of incipient charnockite formation assumes that the subsolidus dehydration of the gneiss assemblage was caused by decrease of H_2O activity as a result of channelled influx of 'CO₂-wave' from a deep mantle source (Janardhan *et al* 1982; Ravindrakumar and Chacko 1986; Santosh 1986, Hansen *et al* 1987a; Newton 1992b). On the other hand, Srikantappa *et al* (1985) envisaged that incipient charnockitization, i.e., dehydration could happen due to a decrease of fluid pressure with the onset of near-isothermal uplift following the peak stage of regional metamorphism.

It is noteworthy here that at P-T conditions (~6–7 kbar, 700°–800° C) and oxygen fugacity (f_{O_2}) below Q-F-M buffer, commonly recorded from the Eastern Ghats (Bhattacharya and Sen 1991; Sengupta *et al* 1991; Bhattacharya 1996; Dasgupta and Sengupta 1998 and this study, table 5), pervasive CO₂ flooding sufficient to grow 10 volume% orthopyroxene require 1.5 volume% graphite to precipitate (Lamb and Valley

1984). The charnockite-leptynite association of the present area does not contain graphite. Hence, it is unlikely that CO₂-flooding could be the causative mechanism of charnockite formation here.

On the other hand, the disposition of incipient charnockite along some structural weak zone, could be compatible with the internally controlled mechanism of charnockite formation, proposed by Srikantappa *et al* (1985) and modified by Raith and Srikantappa (1993). In the Eastern Ghats granulite belt, the incipient charnockites are thought to be produced along a near horizontal stretching lineation related to F_3 folding (Halden *et al* 1982; Dobmeier and Raith 2000). The charnockite patches described here are also disposed in a linear fashion (figure 2). However, they show the evidence of both F_3 folding and F_2 folding (figure 4). Also, they preserve the imprints of S_1 foliation. These field-structural features are not compatible with the hypothesis of arrested growth by an internally controlled mechanism.

On the other hand, arrested type charnockite formation, described from the Eastern Ghats granulite belt and elsewhere commonly indicate that the lithoboundary between the charnockite patch and host gneisses is diffused (Pichamuthu 1961; Janardhan *et al* 1979, 1982; Halden *et al* 1982; Ravindrakumar *et al* 1985; Srikantappa *et al* 1985; Ravindrakumar and Chacko 1986; Hansen *et al* 1987b; Newton 1992b; Raith and Srikantappa 1993; Dobmeier and Raith 2000). Whatever may be the mechanism for metamorphic transformation, this field relation is said to be critical. In contrast, the lithoboundary between charnockite patches and host gneiss is very sharp here (figures 2, 3 and 4), and this argues against the arrested growth hypothesis.

In modal mineralogy and bulk chemistry the leptynites are granitic in composition with high normative orthoclase, while the patchy charnockites are mostly granodioritic in composition with much less normative orthoclase (figure 7). Moreover, the patchy charnockites are metaluminous while the host leptynites are peraluminous in character (table 4). Hence, it can be suggested from these observations that patchy charnockites and host leptynites are mineralogically and chemically distinct entities.

The patchy charnockites have comparatively lower Rb/Sr ratios than the host leptynites. It should be noted here that leptynite from other parts of the Eastern Ghats has been described as product of biotite-dehydration melting (Sen and Bhattacharya 1997), and they are characterised by high Rb/Sr ratio. On the other hand, the

Table 4. *Bulk chemistry of patchy charnockite and host leptynite.*

Rock type	Charnockite		Leptynite	
Sample no	JN 205A	JN 206A	JN 205B	JN 206C
SiO ₂	60.58	51.65	70.55	73.66
TiO ₂	2.42	1.28	0.57	0.4
Al ₂ O ₃	14.04	16.83	14.85	14.14
Fe ₂ O ₃	11.3	9.1	4.28	2.86
MnO	0.23	0.13	0.06	0.04
MgO	1.53	7.06	0.39	0.26
CaO	4.6	8.71	2	1.65
Na ₂ O	2.54	3.15	2.36	2.35
K ₂ O	2.93	2.11	5.52	5.76
P ₂ O ₅	0.71	0.5	0.22	0.15
Total	100.88	100.52	100.00	101.26
LOI	1.78	0.78	0.4	0.47
A/CNK	0.89	0.72	1.04	1.08
Normative values				
Q	18.04	0	28.64	32.53
C	0	0	0.95	1.28
Or	17.35	12.5	32.7	34.11
Ab	21.49	26.65	19.97	19.88
An	18.37	25.62	8.9	7.6
Ol	0	13.55	0	0
Niggli values				
c	17.28	22.69	10.67	9.49
alk	15.19	10.69	28.92	31.96
fm	38.5	42.49	19.17	13.79
Trace elements				
Cr	25	187	28	43
Ni	24	37	8	13
Cu	10	23	5	3
Pb	21	18	33	48
Zn	129	91	58	36
K	24323	17516	45823	47815
Rb	91	77	202	178
Ba	2138	1528	1393	1287
Sr	260	436	139	152
Ga	24	16	20	17
Nb	63	15	23	12
Zr	483	182	298	267
Ti	14507	7673	3417	2398
Y	70	20	23	25
Th	21	3	11	102
Rb/Sr	0.35	0.18	1.45	1.17

massif-type charnockites in the study area has been described as a product of hornblende-dehydration melting (Kar *et al* 2000), and they are characterised by low Rb/Sr ratio. Hence, in the study area, the patchy charnockites could be the product of hornblende-dehydration melting while the host leptynites could be the product of biotite-dehydration melting. However, the relatively higher Ba contents in the patchy charnockites than the host leptynites is the most unusual feature. Large amounts of fractional crystallization could produce this feature, so that early separated K-feldspar might have incorporated Rb, while Ba entered into the late crystallizing K-feldspar.

The subtle magnesium enrichment in the rim of a garnet from patchy charnockite can be inter-

preted as a result of heating; the heat being released from crystallisation of the host leptynite (granite). More magnesian rim could also be related to decompression accompanying emplacement of the leptynite (granite). In this context it is important to note that Sen *et al* (1995) recorded lower pressure (~ 6 kbar) from patchy charnockites as compared to larger bodies of charnockites (~ 8 kbar) from the Chilka Lake area.

7. Conclusion and implication

The charnockite patches preserve the imprints of early deformational structures, which are char-

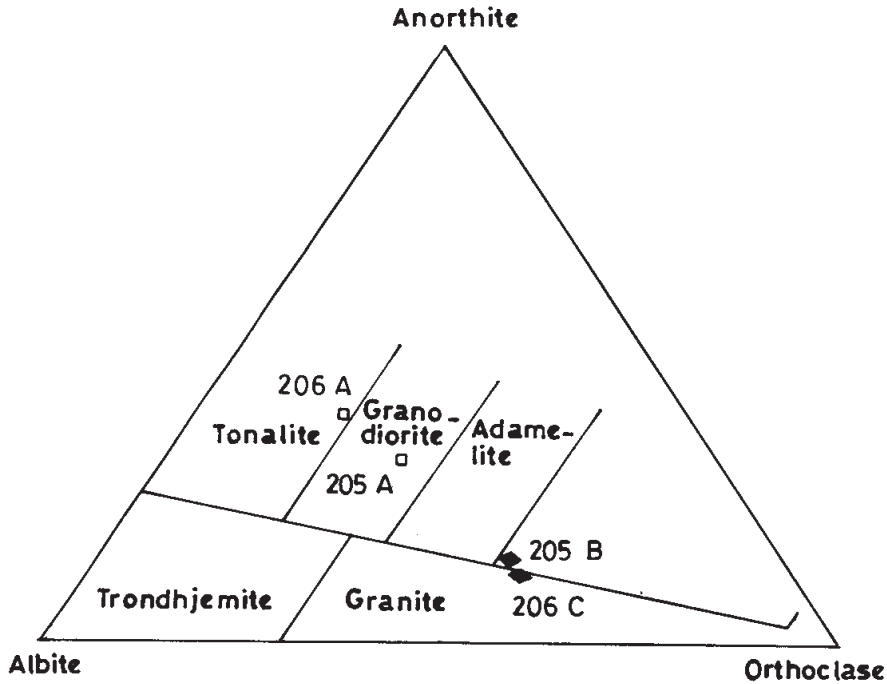


Figure 7. Normative Ab-An-Or proportions of patchy charnockites (box) and adjacent host leptynite (solid rhomb), after Le Maitre (1989); sample numbers are given.

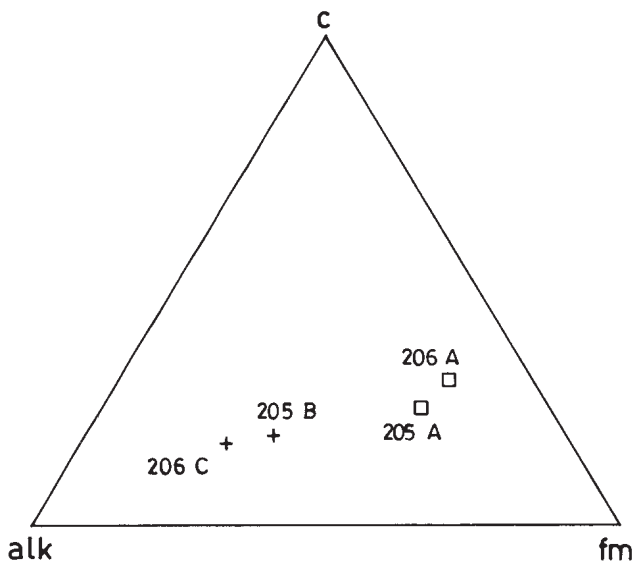


Figure 8. Niggli *c-fm-alk* proportions of patchy charnockites (box) and adjacent host leptynite (plus); sample numbers are given.

acteristically absent in the leptynitic host. Also, the charnockite patches are mineralogically and chemically distinct from the host. The distinctive mineralogy and chemistry, and especially the Rb/Sr ratio, clearly suggests different source rocks for patchy charnockites and leptynites; hornblende and biotite dominated respectively. Hence, it can be concluded that (1) the charnockitic

patches are relict and (2) the patchy charnockite and host leptynite are genetically unrelated.

The leptynite is commonly thought to be the product of crustal melting of a pelitic source (Sen 1987; Karmakar and Fukuoka 1992; Sen and Bhattacharya 1997). In the Eastern Ghats, this melting event is correlated to regional F_2 deformation (Sen and Bhattacharya 1997). Notably, the leptynite here also contain only S_2 fabric. On the other hand, the charnockitic patches frequently record F_2 folding and preserve the imprint of S_1 foliation on mesoscopic and microscopic scale. These lead me to suggest that the charnockitic patches originated during or prior to regional F_1 folding event in the Eastern Ghats. Later on, they are caught up within the host leptynite (granitic melt) during F_2 folding.

Finally, the massif-type charnockite body in the adjoining area, which has been interpreted as the product of hornblende-dehydration melting, synkinematic with F_1 deformation (Kar *et al* 2000) and relict charnockite patches with both the structural imprints of F_1 and chemical signature of hornblende-dehydration melting, are most likely cogenetic. An important idea emerges from the present study: charnockitic rocks of different modes of occurrence, if found in adjoining areas, both should be investigated before proposing a petrogenetic model or hypothesis for any one of them.

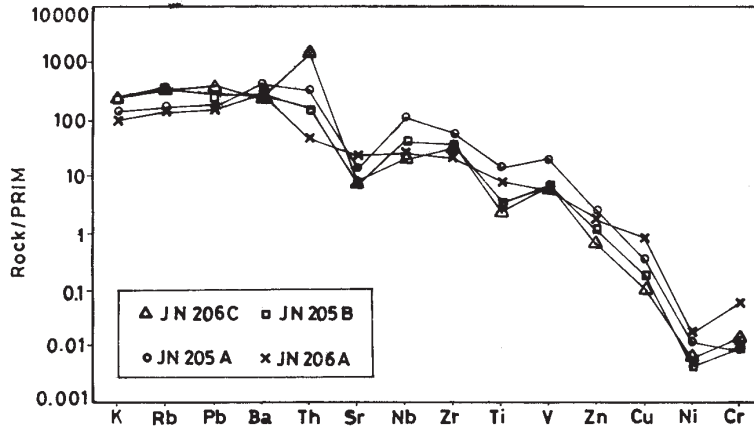


Figure 9. Primitive mantle (PRIM of Taylor and McLennan 1985) normalised multi-element plots of patchy charnockites and host leptynites; sample numbers are given in inset box.

Table 5. Representative mineral chemistry from patchy charnockite and host orthopyroxene-free granite.

Sample no.	JN 205A (charnockite patch)								Jen 303 (leucogranite)		
	1		2		3		3		1	2	3
Microdomain	Garnet		Plag	Garnet	Cpx	Plag	Garnet	Cpx	Plag		
Locations	Core	Rim	Core	Core	Core	Core	Core	Core	Core	Core	Core
Reference no.	5/1	5/2	5/3	5/4	5/5	5/6	5/7	5/8	5/9	5/10	5/11
SiO ₂	38.46	40.34	59.74	39.32	53.37	59.81	40.53	52.92	61.19	61.21	60.84
Al ₂ O ₃	21.82	22.37	25.05	22.02	1.93	25.53	22.14	1.79	24.94	25.11	25.25
FeO	26.64	25.15	0	26.69	8.56	0	24.91	9.88	0	0	0
MnO	1.03	0.82	0	0.75	0.05	0	0.68	0.07	0	0	0
MgO	5.65	5.96	0	5.63	15.33	0	6.51	15.09	0	0	0
CaO	6.67	6.72	6.91	6.73	21.59	6.82	6.65	21.31	6.47	6.68	6.31
Na ₂ O	0	0	6.2	0	0.57	7.22	0	0.59	6.57	6.65	7.85
K ₂ O	0	0	0.38	0	0.02	0.18	0	0.06	0.39	0.37	0.36
TiO ₂	0.07	0.03	0	0.03	0.26	0	0.05	0.27	0	0	0
Summation	100.72	101.39	98.28	101.17	101.68	99.56	101.47	101.98	99.56	100.02	100.61
Oxygen	12	12	8	12	6	8	12	6	8	8	8
Si	2.99	3.09	2.74	3.03	1.94	2.68	3.08	1.92	2.76	2.75	2.69
Al	1.99	2.02	1.35	1.99	0.08	1.35	1.99	0.08	1.33	1.33	1.32
Fe ₂	1.74	1.64	-	1.73	0.26	-	1.61	0.29	-	-	-
Fe ₃	-	-	-	-	-	-	-	0.01	-	-	-
Mn	0.06	0.04	-	0.04	-	-	0.04	-	-	-	-
Mg	0.65	0.68	-	0.65	0.83	-	0.74	0.82	-	-	-
Ca	0.55	0.55	0.34	0.57	0.84	0.33	0.54	0.83	0.31	0.32	0.29
Na	-	-	0.55	-	0.04	0.63	-	0.04	0.58	0.58	0.67
K	-	-	0.02	-	-	0.01	-	-	0.02	0.02	0.02
Ti	-	-	-	-	-	-	-	0.01	-	-	-
Sum cation	7.98	8.02	5	8.01	3.99	5	8	4	5	5	4.99
X alm	0.58	0.56	NA	0.58	NA	NA	0.55	NA	NA	NA	NA
X py	0.21	0.23	NA	0.22	NA	NA	0.25	NA	NA	NA	NA
X gr	0.18	0.19	NA	0.19	NA	NA	0.19	NA	NA	NA	NA
X sp	0.03	0.02	NA	0.01	NA	NA	0.01	NA	NA	NA	NA
X fsl	NA	NA	NA	NA	0.13	NA	NA	0.15	NA	NA	NA
X en	NA	NA	NA	NA	0.43	NA	NA	0.42	NA	NA	NA
X wo	NA	NA	NA	NA	0.44	NA	NA	0.43	NA	NA	NA
X an	NA	NA	0.37	NA	NA	0.34	NA	NA	0.34	0.35	0.3
X ab	NA	NA	0.6	NA	NA	0.65	NA	NA	0.63	0.63	0.68
X or	NA	NA	0.03	NA	NA	0.01	NA	NA	0.03	0.02	0.02
K _D grt-cpx	NA		0.357		0.428		NA		NA		
T° C	NA		660° C		700° C		NA		NA		
P (kbar)	NA		7.75 kbar		NA		NA		NA		

Note: Plag – Plagioclase; Cpx – Clinopyroxene.

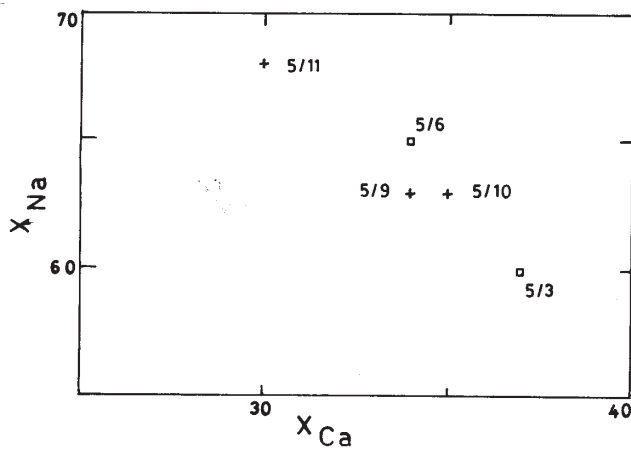


Figure 10. X_{Ca} vs. X_{Na} plots of plagioclase. Box: patchy charnockite. Plus: leucogranite host. Reference numbers follow table 5.

Acknowledgements

I thankfully acknowledge the generous help by Dr. S Bhattacharya, Geological Studies Unit, Indian Statistical Institute for successful completion of the work. I owe my regards to Prof. A T Rao and Prof. Karl E Seifert for critical reviewing and constructive comments on an earlier version of the manuscript. The infrastructural facilities provided by the Indian Statistical Institute are also thankfully acknowledged.

References

- Aftalion M, Bowes D R, Dash B and Dempster T J 1988 Late Proterozoic charnockites in Orissa, India: A U-Pb and Rb-Sr isotopic study; *J. Geol.* **96** 663–676
- Berman R G 1988 Internally consistent thermodynamic data for minerals in the system Na_2O - K_2O - CaO - MgO - FeO - Fe_2O_3 - Al_2O_3 - SiO_2 - TiO_2 - H_2O - CO_2 ; *J. Petrol.* **29** 445–522
- Berman R G 1990 Mixing properties of Ca-Mg-Fe-Mn garnets; *Am. Mineral.* **75** 328–344
- Berman R G 1991 Thermobarometry using multi-equilibrium calculations: A new technique, with petrological applications; *Can. Mineral.* **29** 833–855
- Bhattacharya A and Sen S K 1991 Pressure, Temperature and Fluid regime in selected granulites tracts of the Eastern Ghats of India; (Abstract) In: *Proceedings seminar on "composition and evolution of high-grade gneiss terrains"*, IGCP Project 304, Lower crustal process, Kandy, Sri Lanka.
- Bhattacharya S 1996 Eastern Ghats granulite terrain of India: an overview; *J. Southeast Asian Earth Sci.* **14** 165–174
- Bhattacharya S, Sarkar S S and Acharyya A 1993b Thermodynamic calibrations based on a single internally consistent data set; *Indian J. Geol.* **65** 267–281
- Bhattacharya S, Sen S K and Acharyya A 1993a Structural evidence supporting a remnant origin of patchy charnockites in the Chilka Lake area, India; *Geol. Mag.* **130** 363–368
- Bhattacharya S, Sen S K and Acharyya A 1994 The structural setting of the Chilka Lake granulite-migmatite-anorthosite suite with emphasis on the time relation of charnockites; *Pre. Res.* **66** 393–409
- Dasgupta S and Sengupta P 1998 Reworking of an isobarically cooled continental crust. Evidence of decompressive P-T trajectory from the Eastern Ghats belt, India; *Indian J. Geol.* **70** 133–144
- De Waard D 1969 The occurrence of charnockite in the Adirondacks: a note on the origin and definition of charnockite; *Am. J. Sci.* **267** 983–987
- Dobmeier C and Raith M 2000 On the origin of 'arrested' charnockitization in the Chilka Lake area, Eastern Ghats Belt, India: a reappraisal; *Geol. Mag.* **137** 27–37
- Frost B R and Chacko T 1989 The granulite uncertainty principle: limitations on the thermobarometry in granulites; *J. Geol.* **97** 435–450
- Fuhrman M L and Lindsley D H 1988 Ternary-feldspar modelling and thermometry; *Am. Mineral.* **73** 201–216
- Halden N M, Bowes D R and Dash B 1982 Structural evolution of migmatites in a granulite facies terrane: Precambrian crystalline complex of Angul, Orissa, India; *Trans. Royal Soc. Edin., Earth Sci.* **73** 109–118
- Hansen E C, Janardhan A S, Newton R C, Prame W K B N and Rabindrakumar G R 1987b Arrested charnockite formation in south India and Sri Lanka; *Contrib. Mineral. Petrol.* **96** 225–244
- Hansen E C, Janardhan A S, Newton R C, Prame W K B N and Ravindra Kumar G R 1987a Arrested charnockite formation at Kabbaldurga, South India; *Nature* **278** 511–514
- Hansen E C, Newton R C and Janardhan A S 1984 Fluid inclusion in rocks from the amphibolite-facies gneiss to charnockite progression in southern Karnataka, India: Direct evidence concerning the fluids of granulite metamorphism; *J. Metamorphic Geol.* **2** 249–264
- Harley S L and Santosh M 1995 Wollastonite at Nuliyam, Kerala, South India: a reassessment of CO_2 infiltration and charnockite formation at a classic locality; *Contrib. Mineral. Petrol.* **120** 83–94
- Holland T H 1893 The petrology of Job Charnocks' tombstone; *J. Asiatic Soc. Bengal* **62** 162–164
- Holland T H 1900 The charnockite series, a group of Archaean hypersthene rocks in Peninsular India; *Geol. Survey Indian Memoir* **2** 192–249
- Howie R A 1955 The geochemistry of the charnockite series of Madras, India; *Trans. Royal Soc. Edin., Earth Sci.*, **62** 725–768
- Janardhan A S and Francis Anto K 1996 Transition zone charnockites-Harbingers of granulite metamorphism? Examples from South India; *Gond. Res. Gr. Memoir-3: The Archaean and Proterozoic terrain in South India within East Gondwana.* (eds) M Santosh and M Yoshida, 145–155
- Janardhan A S, Jayananda M and Shankara M A 1994 Formation and tectonic evolution of granulites from the Biligirirangan and Nilgiri Hills, South India: Geochemical and Isotopic constraints; *J. Geol. Soc. Indian* **44** 27–40
- Janardhan A S, Newton R C and Hansen E C 1982 The transformation of amphibolite facies gneiss to charnockite in southern Karnataka and northern Tamil Nadu, India; *Contrib. Mineral. Petrol.* **79** 130–149
- Janardhan A S, Newton R C and Smith J V 1979 Ancient crustal metamorphism at low P_{H_2O} : charnockite formation at Kabbaldurga, South India; *Nature* **278** 511–514
- Kar R 1995 Structural setting and post-granulite modification in an area in the northeastern sector of Eastern Ghats *Indian J. Geol.* **67** 273–281

- Kar R, Bhattacharya S and Sheraton J W 2000 Hornblende-dehydration melting in mafic rocks and the link between massif-type charnockite and associated granulites, Eastern Ghats Granulite belt, India; (revised manuscript submitted to *J. Petrol.*)
- Karmakar S and Fukuoka M 1992 Genesis of leptynites: evidence from Araku valley, Eastern Ghats, India; *Indian Mineral.* **46** 247–258
- Kilpatrick J A and Ellis D J 1992 C-type magma: igneous charnockites and their extrusive equivalents; *Trans. Royal Soc. Edin., Earth Sci.* **83** 155–164
- Lamb W and Valley J W 1984 Metamorphism of reduced granulites in low-CO₂ vapour-free environment; *Nature* **312** 56–58
- Le Maitre R W 1989 A classification of igneous rocks and glossary of terms; (Oxford: Blackwell), 193 pp.
- Merh S S 1962 Structural aspects of the charnockitic rocks of Palavered, Madras State; *J. M S University, Baroda* **11** 123–128
- Naha K, Srinivasan R and Jayaram S 1993 Structural relations of the charnockites of the Archaean Dharwar Craton, Southern India; *J. Metamorphic Geol.* **11** 889–895
- Naha K 1988 Structural relations of charnockites of South India; *J. Geol. Soc. India* **31** 114–115
- Newton R C 1992a An overview of charnockite; *Pre. Res.* **55** 399–405
- Newton R C 1992b Charnockite alteration: evidence for CO₂ infiltration in granulite facies metamorphism; *J. Metamorphic Geol.* **10** 383–400
- Newton R C, Charlu T V and Kleppa O J 1980 Thermochemistry of high structural state plagioclases; *Geochem. Cosmochem. Acta* **44** 933–941
- Paul D K, Ray-Barman T, McNaughton N J, Fletcher J R, Potts P J, Ramakrishnan M and Augustine P F 1990 Archaean-Proterozoic evolution of Indian charnockites: Isotopic and geochemical evidence from granulites of Eastern Ghats belt; *J. Geol.* **98** 253–263
- Pichamuthu C S 1960 Charnockite in the making; *Nature* **188** 135–136
- Pichamuthu C S 1961 Transformation of Peninsular gneiss into charnockite in Mysore state, India; *J. Geol. Soc. India* **2** 46–49
- Pichamuthu C S 1969 Nomenclature of charnockites; *Indian Mineral.* **10** 23–35
- Raith M and Srikantappa C 1993 Arrested charnockite formation at Kottavattam, southern India; *J. Metamorphic Geol.* **11** 815–832
- Raith M, Srikantappa C, Ashamanjari K G and Spiering B 1990 The granulite terrain of Nilgiris (south India): characterization of high grade metamorphism. In: '*Granulites and Crustal Evolution*'; NATO ASI Series C (eds) D. Vielzeuf and Vidal Ph **311** 339–365
- Rao A T, Saradhi P and Srinivas S 1995 Chlorine rich coexisting hornblende and biotite from charnockites of Eleswaram in the Eastern Ghats granulite belt; In: *Gond. Res. Gr. Mis. Publ. No. 2*, (eds) A T Rao, S R Divi and M Yoshida. Andhra University, Visakhapatnam, India, 47.
- Ravindra-Kumar G R and Chacko T 1986 Mechanism of charnockite formation and breakdown in charnockite-khondalite terrain of southern Kerala: implications for the origin of the southern Indian granulite terrain; *J. Geol. Soc. India* **28** 277–288
- Ravindra-Kumar G R, Srikantappa C and Hansen E C 1985 Charnockite formation at Ponmudi in southern India; *Nature* **313** 207–209
- Ridley J 1992 On the origin and tectonic significance of the charnockite suite of the Archaean Limpopo Mobile Belt, Northern Marginal Zone, Zimbabwe; *Pre. Res.* **55** 407–427
- Santosh M 1986 Carbonic metamorphism of charnockites in the southwestern Indian Shield: a fluid inclusion study; *Lithos* **19** 1–10
- Sen S K 1987 Origin of leptynites, an orthopyroxene-free granite gneiss in two granulite terranes of India. Recent researches in Geology. In: *Geol. evol Peninsular Ind., Petrol. and Struc. aspect*, (ed.) A K Saha Hindusthan Pub **13** 117–124
- Sen S K and Bhattacharya S 1993 Patchy charnockites from south Kerala: relicts or nascent growth; *Indian Mineral.* **47** 103–112
- Sen S K and Bhattacharya S 1997 Dehydration melting of micas in the Chilka Lake Khondalites: The link between the metapelites and granitoids; *Proc. Indian Acad. Sci. (Earth Planet. Sci.)* **106** 277–297
- Sen S K, Bhattacharya S and Acharyya A 1995 A multi-stage pressure-temperature record in the Chilka Lake granulites: the epitome of the metamorphic evolution of Eastern Ghats, India; *J. Metamorphic Geol.* **13** 287–298
- Sengupta P, Karmakar S, Dasgupta S and Fukuoka M 1991 Petrology of spinel granulites from Araku, Eastern Ghats, India, and a petrogenetic grid from sapphirine free rocks in the system FMAS; *J. Metamorphic Geol.* **9** 451–459
- Shaw R K 1996 Structural features of granulites from Rayagada, Eastern Ghats, India: some preliminary observations; *J. Mineral. Petrol. Eco. Geol.* **91** 443–454
- Srikantappa C, Raith M and Speiring B 1985 Progressive charnockitisation of a leptynite-khondalite suite in southern Kerala, India – evidence for formation of charnockites through decrease of fluid pressure; *J. Geol. Soc. India* **26** 849–872
- Srikantappa C, Raith M and Touret J L R 1992 Sym-metamorphic high-density carbonic fluids in the lower crust: Evidence from the Nilgiri granulite, South India; *J. Petrol.* **33** 733–760
- Stahle H J, Raith M, Hoernes S and Delfs A 1987 Element mobility during incipient granulite formation at Kabbaldurga, southern India; *J. Petrol.* **28** 803–834
- Streckeisen A L 1976 To each plutonic rock its proper name; *Earth Sci. Rev.* **12** 1–33
- Subba Rao M V, Charan S N and Divakar Rao V 1995 Diversity of the chemical signatures of the charnockite suite of rocks in the Eastern Ghats mobile belt: implications for the nature and origin of their protolith; In: *Gond. Res. Gr. Mis. Pub. No. 2*, (eds) A T Rao, S R Divi and M Yoshida. Andhra University, Visakhapatnam, India, 51–52